

Get WSUS Content .NET

- Brief instruction -

Searches for updates and drivers for Microsoft products, downloads them and
Enables installation without an internet connection

Use as portable version and stationary installation

© 2007 - 2021 Peter Schirmer
Version 2.9.0.0
32bit and 64bit
Suitable for all languages

Requires Microsoft .NET Framework 4.0

Become a fan on Facebook:



gwc@outlook.de

Use at your own risk. The author accepts no li-
ability of any kind.

This document has been machine translated.

Microsoft, Windows, Visual Studio and SQL
Server are registered trademarks of Microsoft
Corporation.

References

- Windows updates under control with free tools
https://www.security-insider.de/windows-updates-mit-kostenlosen-tools-im-griff-a-787135/?fbclid=IwAR2wTyJvre-T39pAKr5MOp-PEGG9J703HhT-dYi67nsKUI_gz1ru8tjiKz_s
- "Class instead of Mass: Top Downloads of the Year 2016" Category "Must-Have Programmes"
<https://www.zdnet.de/41525063/klasse-statt-masse-top-downloads-des-jahres-2018/2/>
- "Class instead of Mass: Top Downloads of the Year 2016" Category "Must-Have Programmes"
<http://www.zdnet.de/41525063/klasse-statt-masse-top-downloads-des-jahres-2017/2/>
- "Class instead of Mass: Top Downloads of the Year 2016" Category "Must-Have Programmes"
<http://www.zdnet.de/41525063/klasse-statt-masse-top-downloads-des-jahres-2016/2/>
- "Class instead of Mass: Top Downloads of the Year 2015" Category "Must-Have Programmes"
<http://www.zdnet.de/41525063/klasse-statt-masse-top-downloads-des-jahres-2015/>
- "Windows Update Center - With Get WSUS Content .NET the PC is up-to-date in 8 steps".
<http://www.pcwelt.de/ratgeber/Get-Wsus-Content-.NET-Windows-Update-Center-9703895.html>
- "Windows Mega-Update!", PC Welt 7/2015, pp. 26-32
<https://www.idgshop.de/PC-WELT-Plus-07-2015.htm?websale8=idg&pi=1-5631&ci=2-5278>
- "Service Packs for Windows - Creating Individual Update Packs".
COM! magazine 09/2013, p. 36-44
http://hefte.com-magazin.de/hefte/artikelarchiv/com-artikel/2013-9-titel.html?no_cache=1
- "Clever and less annoying: Installing Windows updates as packages", Datacenter-Insider.de
<http://www.datacenter-insider.de/themenbereiche/security/security-management/articles/419558/>
- "Get WSUS Content.NET - The flexible patch management", Wintotal.de
<http://www.wintotal.de/get-wsus-content-net-das-flexible-patchmanagement/>

- Chip.de: Top Freeware November 2013
http://www.chip.de/bildergalerie/Die-besten-Gratis-Tools-2013-Galerie_60103763.html?show=31
- WinTotal.de : Download of the Week 35/2013
- WinTotal.de editorial rating: 5/6 points
<http://www.wintotal.de/softwarearchiv/?id=6831>
- ZDNet.de: 5/5 points and download tip from the editors
<http://downloads.netmediaeurope.de/72298/get-wsus-content-net/>
- Computerbild.de: Top 250 Downloads
- Chip.de: 4/5 points on first entry
http://www.chip.de/downloads/Get-WSUS-Content-NET_64701297.html

Table of contents

1. Motivation	8
1.1 What is Get WSUS Content .NET?	8
1.2 What can Get WSUS Content .NET do?	8
1.3 What Get WSUS Content .NET cannot do	8
1.4 The concept	8
1.5 In a nutshell - the content	8
2. Installation	9
2.1 New installation: Portable or installation	9
2.2 Update from a previous version	12
2.3 Uninstalling a previous version	15
3. Using Get WSUS Content .NET	17
3.1 The entry	17
3.2 Tasks	18
3.2.1 Windows Update Agent	18
3.2.1.1 Update search	18
3.2.1.1.1 Exclude updates	18
3.2.1.1.2 Download updates	20
3.2.1.1.3 Hide updates	23
3.2.1.1.4 Unhide updates	25
3.2.1.2 Update archive	27
3.2.1.2.1 Gathering additional files	27
3.2.1.2.2 Prepare update directory	28
3.2.1.2.3 Purge	29
3.2.1.3 Create update package	31
3.2.1.3.1 All updates	31

3.2.1.3.2 Missing updates.....	33
3.2.1.3.2.1 Local.....	33
3.2.1.3.2.2 Network	35
3.2.1.3.3 Create installation sequence	36
3.2.1.4 Integrate updates.....	38
3.2.1.4.1 Windows	38
3.2.1.4.1 Office	41
3.2.1.5 Information system	42
3.2.1.5.1 Update information	42
3.2.1.5.1 Report.....	43
3.2.1.6 More tools.....	45
3.2.1.6.1 Copy selected files	45
3.2.1.6.2 Determine SHA1 values for selected files.....	46
3.2.1.6.3 Perform cleanup	47
3.2.1.6.4 Restart update service.....	48
3.2.2 Windows Server Update Services	49
3.2.2.1 Extract updates.....	49
3.2.2.1.1 KB numbers.....	49
3.2.2.1.1 Update ID	51
3.2.2.1.1 All downloaded files	53
3.2.2.1.1 Computer	55
3.2.2.1.2 Clipboard	57
3.2.2.1.3 Product	59
3.2.2.1.4 Product family	62
3.2.2.2 Create update package	65
3.2.2.3 Information system	67

3.2.2.4 Update information	67
3.2.2.5 More tools.....	69
3.2.2.6 Specifying an update for a file	69
3.2.2.7 List of all files.....	70
3.2.3 Cross-functional tools	72
3.2.3.1 Download Driver (Local)	72
3.2.3.2 Download Driver (Network).....	74
3.2.3.2.1 Create Windows DVD.....	75
3.2.3.2.2 Start network installation.....	76
3.2.3.2.3 View descriptions.....	77
3.2.3.2.4 View event log	78
3.2.3.2.5 Show information of a network computer.....	79
3.2.3.2.6 Create new update directory.....	80
3.2.3.2.7 Download components for Windows XP and earlier	81
3.2.3.2.8 Update Sysinternals Suite	82
3.2.3.2.9 Open System Restore	83
3.2.3.2.10 Temporary WSUS connection	84
3.2.3.2.11 Windows Update settings	85
3.2.4 Information.....	86
3.2.4.1 Open update folder.....	86
3.2.4.2 Open programme folder.....	86
3.2.4.3 Open backup folder	86
3.2.4.4 Open update file	86
3.2.4.5 Open information file	86
3.2.4.6 Open exclude file.....	86
3.2.4.7 Show Windows Update Agent return values	86

3.3 Settings	87
3.3.1 General	87
3.3.1 Windows Update Agent.....	88
3.3.1 Windows Server Update Services.....	89
3.3.2 Languages	90
3.3.3 System information	91
3.3.4 Mass storage device	92
3.4 Favorites	93
3.5 Help.....	93
3.6 Execute as different user	94
4. Installing the updates without an internet connection	95
4.1 Interactive mode	95
4.2 Passive installation	97
5. Glossary	97
6. Download addresses	98
6.1 Basic components for Windows XP	98
6.2 Windows Update Agent Search for Windows 7	98
6.2.1 32bit system	98
6.2.2 64bit system	98
6.3 More tools.....	99

1. Motivation

1.1 What is Get WSUS Content .NET?

Get WSUS Content .NET scans computers for updates for Microsoft products (e.g. Windows, Office, Visual Studio and many more), downloads them and offers various functions for individual patch management. In addition, drivers offered via Microsoft Update are also downloaded.

Get WSUS Content .NET uses the technology of the Microsoft Update Agent.

1.2 What can Get WSUS Content .NET do?

Get WSUS Content .NET scans the computer on which it is running or scans computers in the network for updates of Microsoft products as well as for drivers. This includes, for example, older products such as Windows 2000 or the latest version of Windows 10 including the server versions. The Microsoft Update Server on the Internet or explicitly the WSUS servers in the network can be used as the source.

Various tasks in the context of patch management can be carried out with Get WSUS Content .NET, e.g. hiding updates, integrating them into an installation image, creating a bootable USB stick or the targeted selection and installation of updates with the offline installer. Third-party updates can also be installed.

1.3 What Get WSUS Content .NET cannot do

To download updates with Get WSUS Content .NET, the product in question must be "reachable". This means that the product must either be installed on the local computer or the computer must be accessible via the network.

Get WSUS Content .NET cannot download updates for products that are not available locally or on the network.

1.4 The concept

There are many programmes that take care of update installation. Most programmes are manually updated and provided month by month by the author (e.g.: update packages). Other concepts only take into account the updates contained in the file "wsusscn2.cab". These are exclusively security-relevant updates and do not show the complete picture of all updates for a product.

Get WSUS Content .NET is different. It uses the Windows Update Agent. This is the method used to search for and install updates via Windows Update. The Windows Update Agent does not only consider a part of the updates, but all of them that are offered via Microsoft Update (including drivers). This includes updates for Office, Visual Studio, SQL Server and many more.

The biggest advantage of Get WSUS Content .NET is the huge range of functions and the ease of use at the same time. The tasks are clearly structured in a tree structure and within each task the operation is based on a wizard.

1.5 In a nutshell - the content

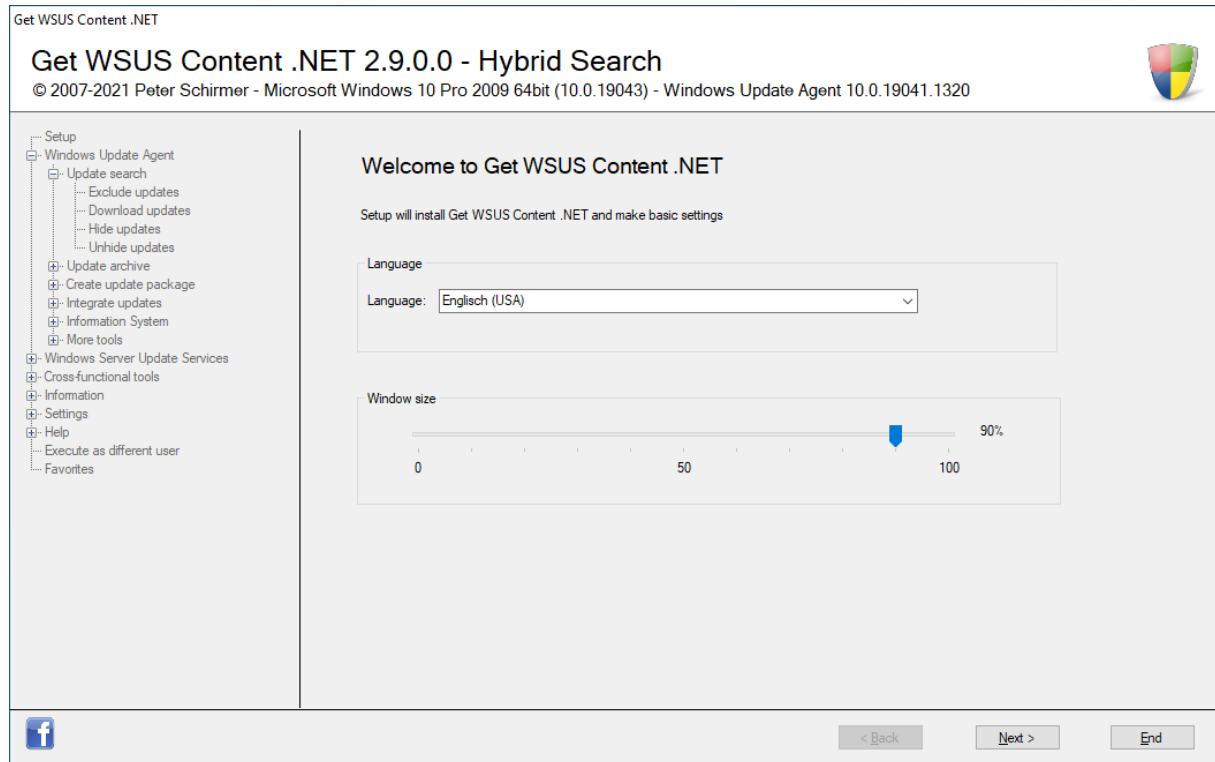
Updates can be obtained in various ways. For companies, there are Windows Server Updates Services, WSUS for short. These store the updates on a server and distribute them to the individual clients. For users who do not have a WSUS server available, examine the computers with the Windows Update Agent.

For each of the two sources, the tasks provided for them are clearly structured. The structure of this manual corresponds to the structure of the menu in the programme. Furthermore, a glossary of the terms mentioned is included as well as some download addresses for the systems up to Windows XP.

2. Installation

2.1 New installation: Portable or installation

Call the file "Setup.exe" to start the new setup.




Welcome Screen - Step 1 of Setup

Get WSUS Content .NET

Get WSUS Content .NET 2.9.0.0 - Hybrid Search

© 2007-2021 Peter Schirmer - Microsoft Windows 10 Pro 2009 64bit (10.0.19043) - Windows Update Agent 10.0.19041.1320



Setup

Windows Update Agent

Update search

Exclude updates

Download updates

Hide updates

Unhide updates

Update archive

Create update package

Integrate updates

Information System

More tools

Windows Server Update Services

Cross-functional tools

Information

Settings

Help

Execute as different user

Favorites

Welcome to Get WSUS Content .NET

Setup will install Get WSUS Content .NET and make basic settings

Execution

☐ I would like to use the program portable

☒ I would like to install the program

Program folder

Storage location for updates


Links

☒ Start Get WSUS Content with CTRL+G

☒ I would like to create a link on the desktop

☒ I would like to create a link in the control panel (requires restart)

☒ I would like to restart the computer later




Welcome Screen - Step 2 of Setup

Get WSUS Content .NET

Get WSUS Content .NET 2.9.0.0 - Hybrid Search

© 2007-2021 Peter Schirmer - Microsoft Windows 10 Pro 2009 64bit (10.0.19043) - Windows Update Agent 10.0.19041.1320



- Setup
 - Windows Update Agent
 - Update search
 - Exclude updates
 - Download updates
 - Hide updates
 - Unhide updates
 - Update archive
 - Create update package
 - Integrate updates
 - Information System
 - More tools
 - Windows Server Update Services
 - Cross-functional tools
 - Information
 - Settings
 - Help
 - Execute as different user
 - Favorites

Welcome to Get WSUS Content .NET

Setup will install Get WSUS Content .NET and make basic settings

Additional components

☐ I'm using Windows 2000, Server 2000, Windows XP or Windows Server 2003

☐ The necessary components already exist.

Proxy server

☐ I'm using a proxy server

☐ I would like to use the standard settings


☐ I would like to use different settings

Address:

Port:

User:

Password:




Welcome Screen - Step 3 of Setup

Get WSUS Content .NET

Get WSUS Content .NET 2.9.0.0 - Hybrid Search

© 2007-2021 Peter Schirmer - Microsoft Windows 10 Pro 2009 64bit (10.0.19043) - Windows Update Agent 10.0.19041.1320



- Setup
 - Windows Update Agent
 - Update search
 - Exclude updates
 - Download updates
 - Hide updates
 - Unhide updates
 - Update archive
 - Create update package
 - Integrate updates
 - Information System
 - More tools
 - Windows Server Update Services
 - Cross-functional tools
 - Information
 - Settings
 - Help
 - Execute as different user
 - Favorites

Select products


Please select products from the list below which you like to use

Supported products

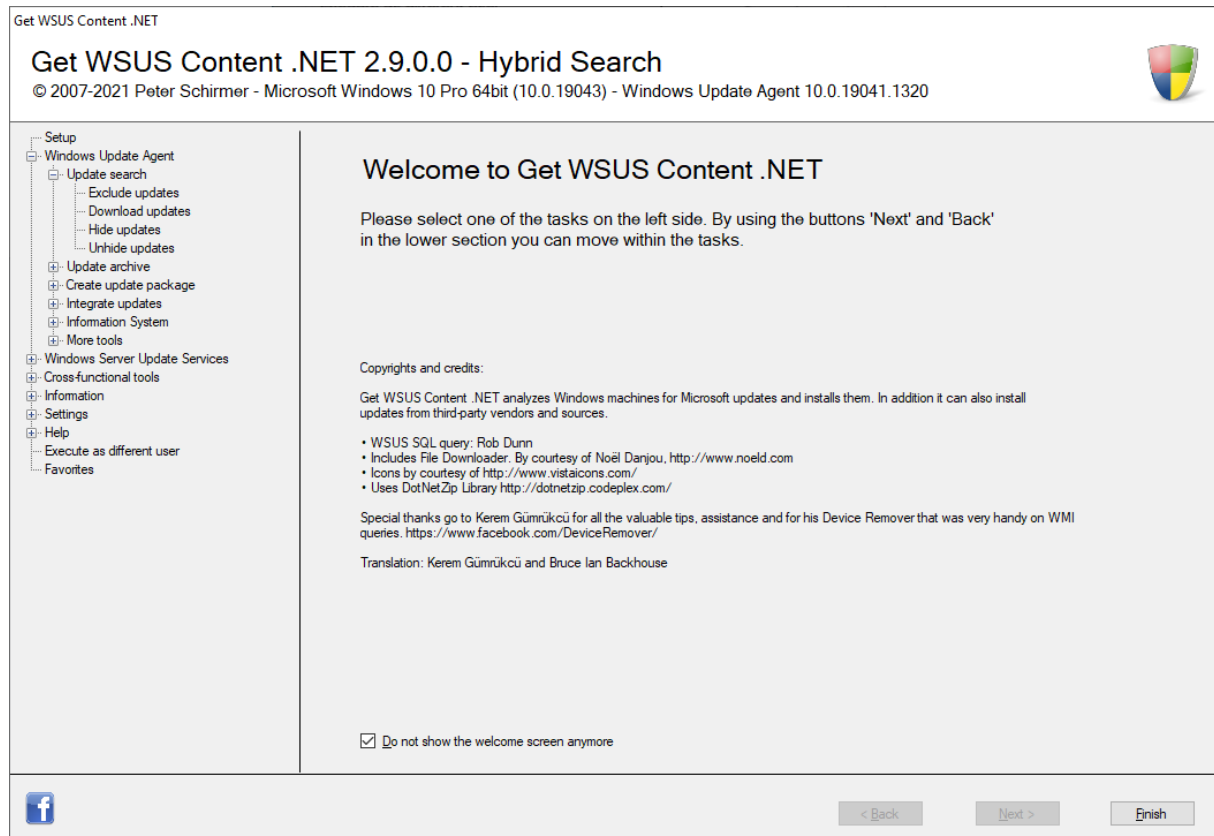
- Office
- Miscellaneous applications
- .reg files
- .bat files
- .vbs files
- .ps1 files
- Microsoft Fixit
- Windows 11
- Windows 11 64bit
- Windows Server 2022
- Windows 10
- Windows 10 64bit
- Windows Server 2019
- Windows Server 2016
- Windows 8.1
- Windows 8.1 64bit
- Windows Server 2012 R2
- Windows 8
- Windows 8 64bit
- Windows Server 2012
- Windows 7
- Windows 7 64bit
- Windows Server 2008 R2
- Windows Home Server
- Windows Server 2008
- Windows Server 2008 64bit
- Windows Vista
- Windows Vista 64bit
- Windows Server 2003
- Windows Server 2003 64bit

My selection

- Windows 10 64bit
- Office

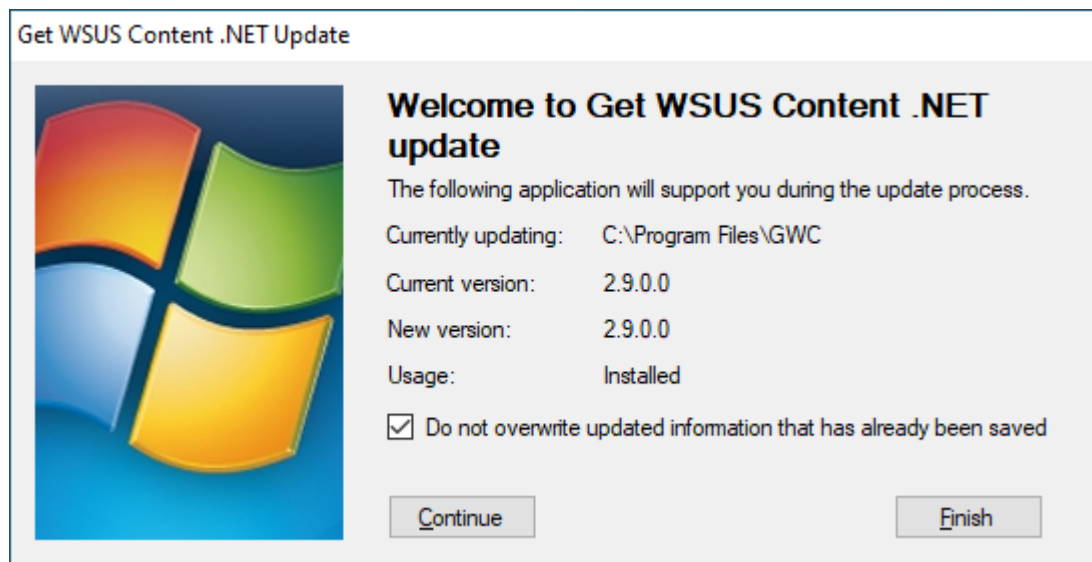


Welcome Screen - Step 3 of Setup

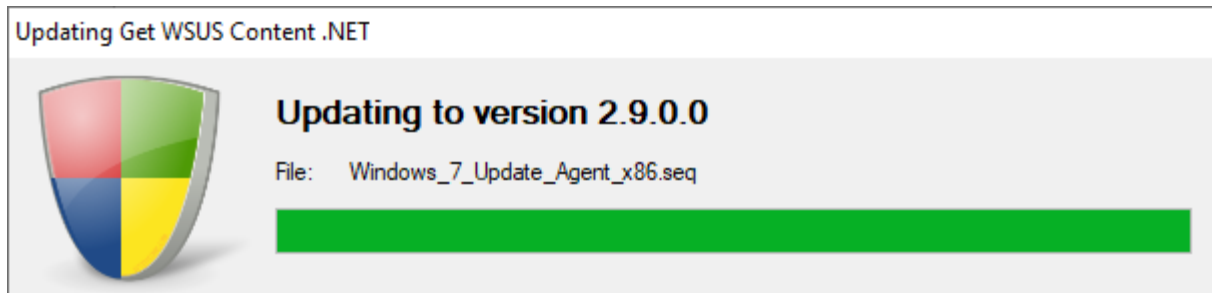


Get WSUS Content .NET is ready for use

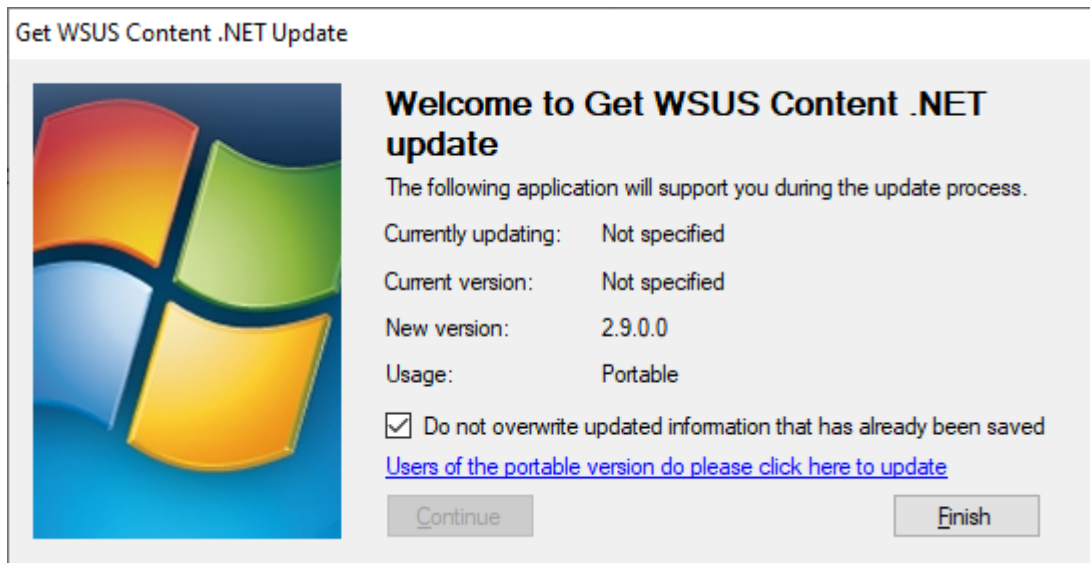
2.2 Update from a previous version



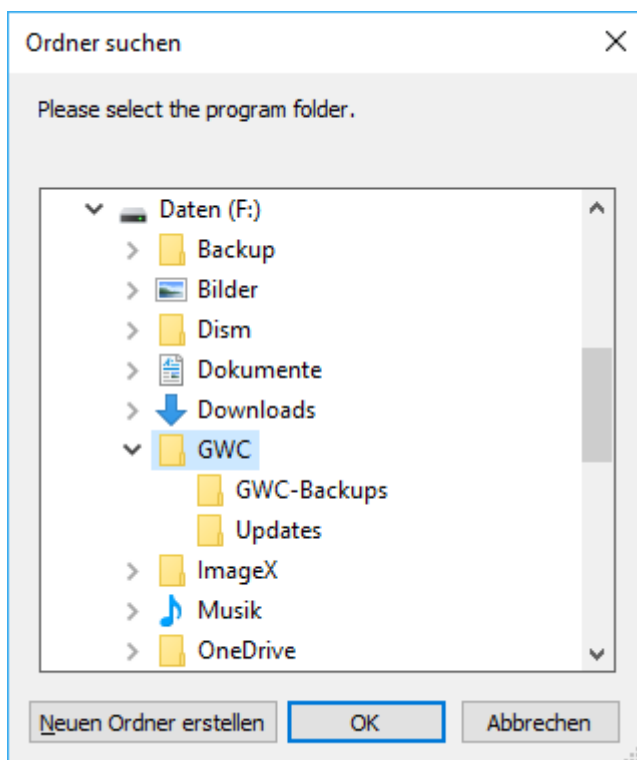
Welcome screen when updating a stationary installation



Updating a stationary installation



Welcome screen when updating a portable version



Path specification of the folder to be update

Updating Get WSUS Content .NET



Updating to version 2.9.0.0

File: Windows_7_Update_Agent_x86.seq

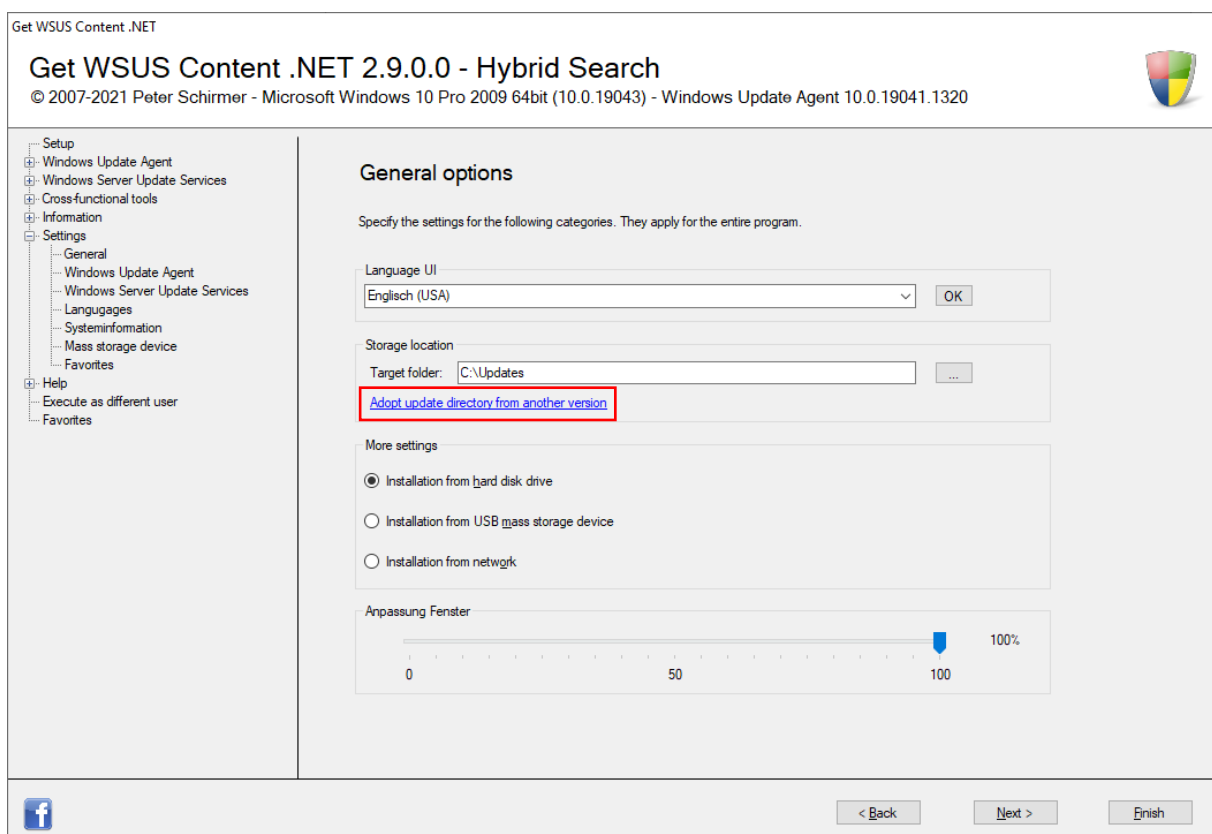


Updating a portable version

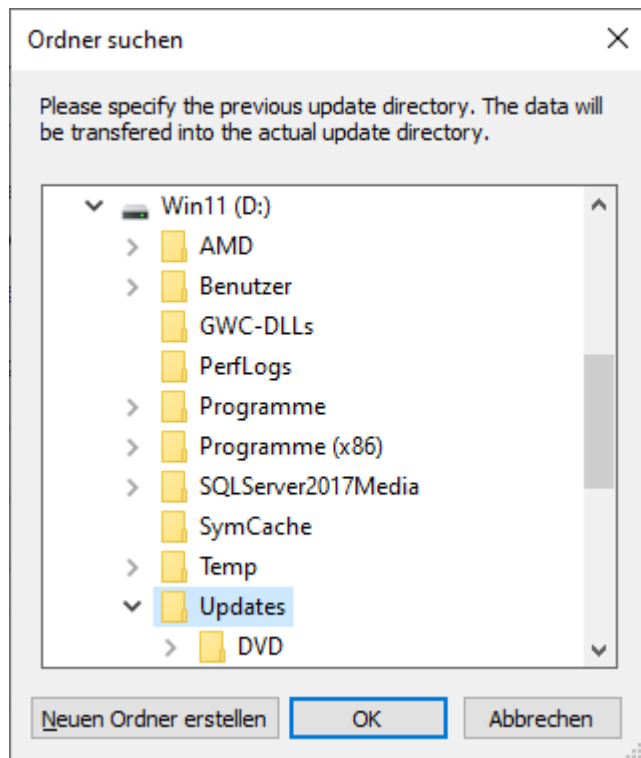
2.3 Uninstalling a previous version



Welcome screen during uninstallation



Take over data stock

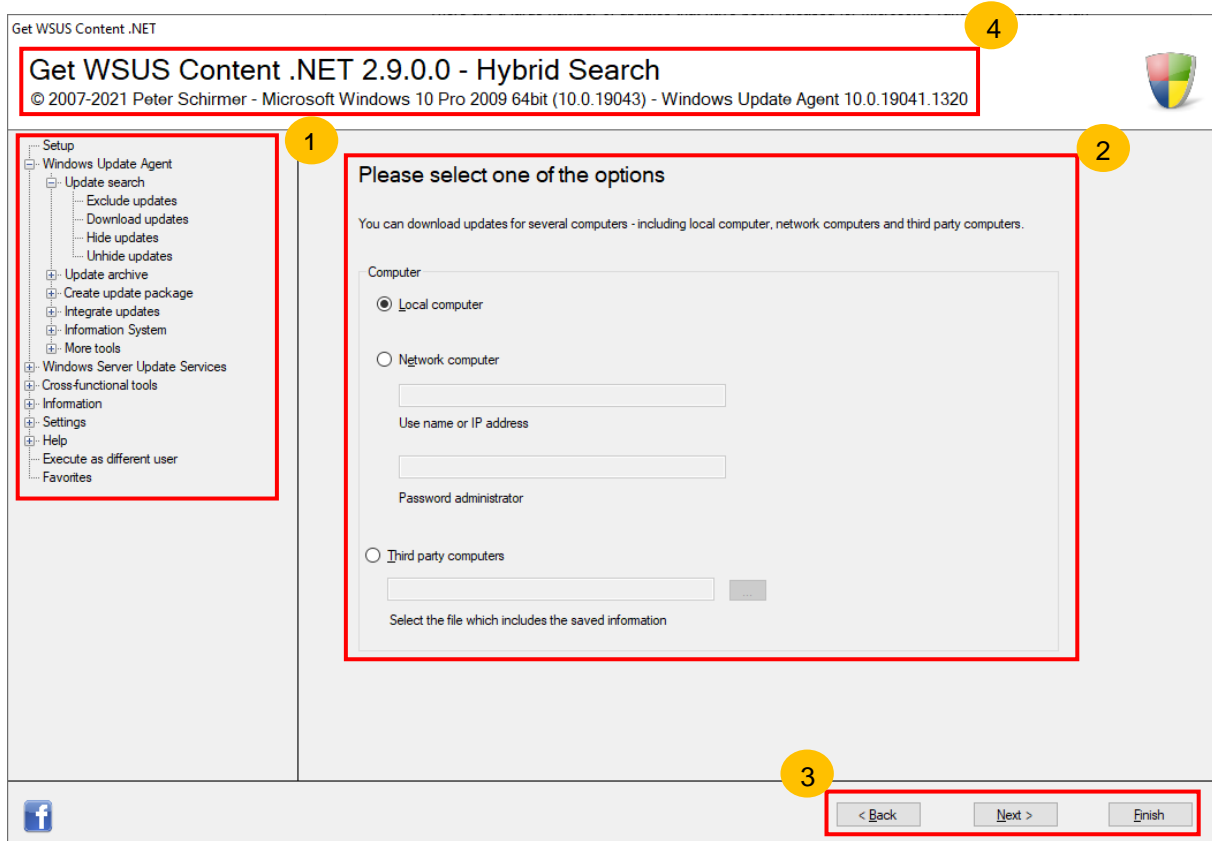


Select update directory

3. Using Get WSUS Content .NET

3.1 The entry

Get WSUS Content .NET is started by double-clicking from the desktop, from the start menu or from the control panel. The main dialogue appears, which is divided into several sections.



The main dialogue

1. Tasks

On the left-hand side are the tasks that can be performed with Get WSUS Content .NET in a tree structure.

2. Main part

In the centre of the programme, the individual screens for the respective tasks are displayed. The picture above shows the search for updates. Depending on the task selected, different screens are displayed.

3. Buttons

Each task is structured similar to a wizard, operated with the "Next", "Back" and "End" buttons at the bottom of the programme:

Button	Meaning
Next	Performs a selected action or directs to the next step
Back	Returns to the start or resets inputs to default values
Finish	Ends the entire programme

If tasks are being edited, the "Next" and "Back" buttons and the menu are deactivated. This secures the processing of a task, as the user can move freely through the entire programme when the menu is activated.

This means that the user can move from each task to the next without having to open more windows or navigate through multiple menus. The entire tasks are organised in a single menu in a tree structure.

4. Header

Information of a general nature is displayed in the header bar. Depending on the task, additional information is sometimes displayed, e.g. whether updates are installed from the hard disk or under which path the mount directory can be found when integrating Windows updates.

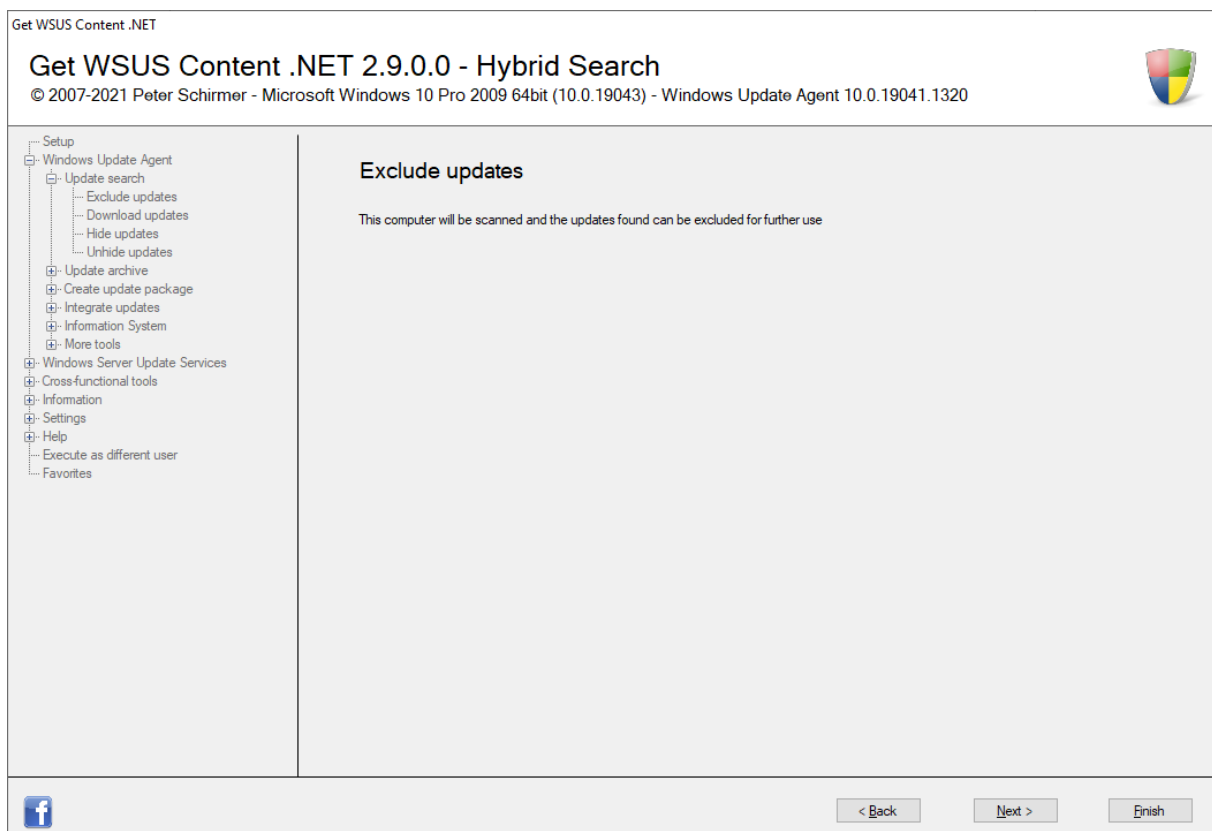
Unless the welcome screen is displayed, Get WSUS Content .NET starts by default with the task of downloading updates.

3.2 Tasks

3.2.1 Windows Update Agent

3.2.1.1 Update search

3.2.1.1.1 Exclude updates




Initial screen

Get WSUS Content .NET

Get WSUS Content .NET 2.9.0.0 - Hybrid Search

© 2007-2021 Peter Schirmer - Microsoft Windows 10 Pro 2009 64bit (10.0.19043) - Windows Update Agent 10.0.19041.1320



- Setup
 - Windows Update Agent
 - Update search
 - Exclude updates
 - Download updates
 - Hide updates
 - Unhide updates
 - Update archive
 - Create update package
 - Integrate updates
 - Information System
 - More tools
 - Windows Server Update Services
 - Cross-functional tools
 - Information
 - Settings
 - Help
 - Execute as different user
 - Favorites

Exclude updates

Specify the updates which you do not want to use


Overview

Found updates on this computer

MSXML 6.0 RTM Sicherheitsupdate(925673)		
Sicherheitsupdate für Microsoft Visual C++ 2008 Service Pack 1 Redistributable Package (KB2538243)	>	2454826
Sicherheitsupdate für Microsoft Visual Studio 2008 Service Pack 1 (KB2669970)		2505438
Sicherheitsupdate für Microsoft Visual C++ 2010 Service Pack 1 Redistributable Package (KB2565063)		2882822
Sicherheitsupdate für Microsoft Visual Studio 2010 Service Pack 1 (KB2565057)		2902907
Sicherheitsupdate für Microsoft Visual Studio 2010 Service Pack 1 (KB2645410)		2922324
Service Pack 1 für Microsoft Office 2013 (KB 2850036) 32-Bit-Edition		2952664
Sicherheitsupdate für Microsoft Office 2013 (KB3039798) 32-Bit-Edition		2976978
Sicherheitsupdate für Microsoft Office 2013 (KB3039794) 32-Bit-Edition	<<	2976987
Sicherheitsupdate für Microsoft Office 2013 (KB3039746) 32-Bit-Edition		2977759
Microsoft SQL Server 2008 Service Pack 4 (KB2979596)		2990214
Sicherheitsupdate für Skype for Business 2015 (KB3191937) 32-Bit-Edition		2999226
Sicherheitsupdate für Microsoft Office 2013 (KB3162051) 32-Bit-Edition		3012973
Sicherheitsupdate für Microsoft Office 2013 (KB3213564) 32-Bit-Edition		3013769
Sicherheitsupdate für Microsoft Office 2013 (KB4011580) 32-Bit-Edition		3013816
Sicherheitsupdate für Microsoft Office 2013 (KB4022188) 32-Bit-Edition	<	3014460
Sicherheitsupdate für Microsoft Office 2013 (KB4022189) 32-Bit-Edition		3015249
		3021917

Description:

Eine Sicherheitslücke in Microsoft XML Core Services ermöglicht unter Umständen die Freigabe von Informationen, weil das XMLHTTP ActiveX-Steurelement eine Umleitung von der HTTP-Serverseite falsch interpretiert.


< BackNext >Finish

Results of the investigation

3.2.1.1.2 Download updates

Get WSUS Content .NET

Get WSUS Content .NET 2.9.0.0 - Hybrid Search
© 2007-2021 Peter Schirmer - Microsoft Windows 10 Pro 2009 64bit (10.0.19043) - Windows Update Agent 10.0.19041.1320



- Setup
 - Windows Update Agent
 - Update search
 - Exclude updates
 - Download updates
 - Hide updates
 - Unhide updates
 - Update archive
 - Create update package
 - Integrate updates
 - Information System
 - More tools
 - Windows Server Update Services
 - Cross-functional tools
 - Information
 - Settings
 - Help
 - Execute as different user
 - Favorites

Please select one of the options

You can download updates for several computers - including local computer, network computers and third party computers.

Computer

☒ Local computer


☐ Network computer

☐ Third party computers

Use name or IP address

Password administrator

Select the file which includes the saved information



< Back

Next >


Finish

Sources to download updates

Get WSUS Content .NET

Get WSUS Content .NET 2.9.0.0 - Hybrid Search

© 2007-2021 Peter Schirmer - Microsoft Windows 10 Pro 2009 64bit (10.0.19043) - Windows Update Agent 10.0.19041.1320



- Setup
 - Windows Update Agent
 - Update search
 - Exclude updates
 - Download updates
 - Hide updates
 - Unhide updates
 - Update archive
 - Create update package
 - Integrate updates
 - Information System
 - More tools
 - Windows Server Update Services
 - Cross-functional tools
 - Information
 - Settings
 - Help
 - Execute as different user
 - Favorites

Found files: (95)

vs10sp1-kb2890573-x86_7175e24eff9237827c3e3d498877acede41 ^
 vs10sp1-kb2938807-x86_32e181291b3a7839b7fd5eb458aa8d304e
 vs10sp1-kb3002340-x86_6b17254ab4b04605029904d1bf20614d66
 vs10sp1-kb4091346-x86_0824d59110cad470404aa035a411bcf383
 vs10sp1-kb4336919-x86_73ba45ea657cc6766921984df6503d428f
 vs90sp1-kb2669970-x86_4c7b7c385141763b7f85d71f24601d222d
 vs90sp1-kb2938806-x86_a5895926b07223f605e668a481b1c9309b
 vviewer-x-none_82f10b56dfe83e2172e9f988745b0763999f44.cab
 wec-x-none_0903eb96b74ee9518fc4eca3339d038587954d5f.cab
 windows-kb890830-x64-v5.95_6ea7900c5dc32947ae0f05ffa0b1689
windows10.0-kb5007186-x64_fa3bf3175f56b9a8916793cfd054e0f6
windows10.0-kb5007289-x64-ndp48_c67f11995836a2718e033a3aca0f6
 word-x-none_594cec089939ecb21971d8df24dd654dcb4ab99e.cab
 wordpla-x-none_a32899f2e0ece1d1b9420712e3597bee4790cf3d.ca
 wxpcore-x-none_113d677598b239a7ae87f0c0353e1abfa329e128.ci
 wxpnse-x-none_dc7df214d50a32ad0e8a8d0ea4d7c1c5de9847b9.c2

Enter search word

Information:

Knowledge Base number: [5007186](#)

Detailed information and description: Install this update to resolve issues in Windows. For a complete listing of the issues that are included in this update, see the associated Microsoft Knowledge Base article for more information. After you install this item, you may have to restart your computer.

Maximum size in MB: 627,45

Published: 06.11.2021

Maximum volume to transfer in MB: 692,71

Computer: WIN10

Target: [C:\Updates](#)

Enter search word

Files to download: (2)

windows10.0-kb5007186-x64_fa3bf3175f56b9a8916793cfd054e0f6569f
 windows10.0-kb5007289-x64-ndp48_c67f11995836a2718e033a3aca0f6


< Back Next > Finish

The result of the search (in the example the local computer)

Download 1 of 2: 2021-11 Cumulative Update for Windows 10 Version 21H1 for x64-based Systems (KB5007186)

Get WSUS Content .NET 2.9.0.0 - Hybrid Search

© 2007-2021 Peter Schirmer - Microsoft Windows 10 Pro 2009 64bit (10.0.19043) - Windows Update Agent 10.0.19041.1320




- Setup
 - Windows Update Agent
 - Update search
 - Exclude updates
 - Download updates
 - Hide updates
 - Unhide updates
 - Update archive
 - Create update package
 - Integrate updates
 - Information System
 - More tools
 - Windows Server Update Services
 - Cross-functional tools
 - Information
 - Settings
 - Help
 - Execute as different user
 - Favorites

Current download information

Download 1 of 2: 2021-11 Cumulative Update for Windows 10 Version 21H1 for x64-based Systems (KB5007186)

Install this update to resolve issues in Windows. For a complete listing of the issues that are included in this update, see the associated Microsoft Knowledge Base article for more information. After you install this item, you may have to restart your computer.

<https://support.microsoft.com/help/5007186>



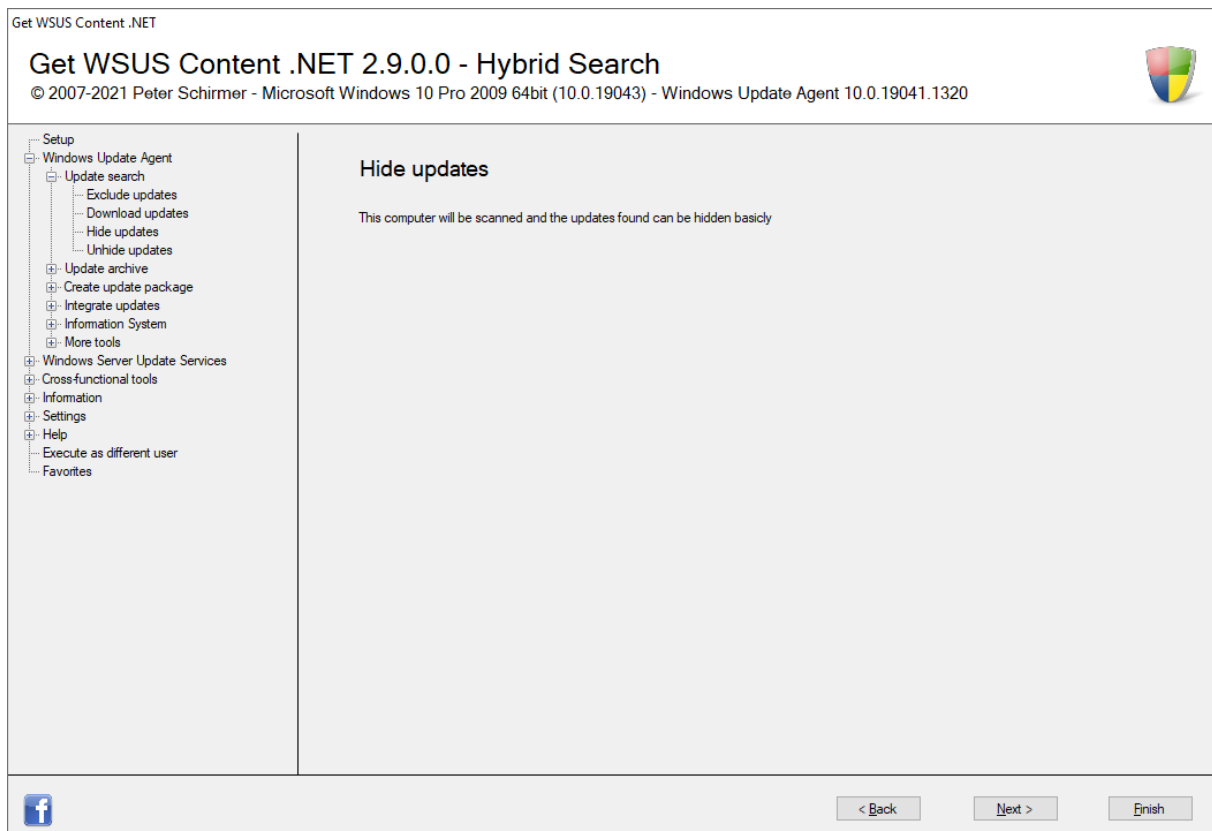
< Back

Next >

Finish

Ongoing download

3.2.1.1.3 Hide updates




Initial screen

Get WSUS Content .NET

Get WSUS Content .NET 2.9.0.0 - Hybrid Search

© 2007-2021 Peter Schirmer - Microsoft Windows 10 Pro 2009 64bit (10.0.19043) - Windows Update Agent 10.0.19041.1320



- Setup
 - Windows Update Agent
 - Update search
 - Exclude updates
 - Download updates
 - Hide updates
 - Unhide updates
 - Update archive
 - Create update package
 - Integrate updates
 - Information System
 - More tools
 - Windows Server Update Services
 - Cross-functional tools
 - Information
 - Settings
 - Help
 - Execute as different user
 - Favorites

Hide updates

Mark the updates you want to hide. A multi selection is possible. You can undo this action as well.

Updates

2021-11 Cumulative Update for Windows 10 Version 21H1 for x64-based Systems (KB5007186)

2021-11 Vorschau auf kumulatives Update für .NET Framework 3.5 und 4.8 für Windows 10 Version 21H1 für x64 (KB5007186)

Click-to-Run-Updateunterstützung

Definitionsupdate für Microsoft Office 2013 (KB3115404) 32-Bit-Edition

Microsoft SQL Server 2008 Service Pack 3 (KB2546951)

Microsoft SQL Server 2008 Service Pack 4 (KB2979596)

MSXML 6.0 Rtm Service Pack 1 (KB2875672)

Security Update for Microsoft ASP.NET MVC 2 (KB2993939)

Security Update for the information disclosure vulnerability in Visual Studio 2010 Service Pack 1 (KB4091346)

Security update for the information disclosure vulnerability in Visual Studio 2010 Service Pack 1 (KB4476698)

Security update for the information disclosure vulnerability in Visual Studio 2010 Service Pack 1 (KB4506161)

Security Update for the remote code execution vulnerability in Visual Studio 2010 Service Pack 1 (KB4336919)

Service Pack 1 für Microsoft Office 2013 (KB 2850036) 32-Bit-Edition

Sicherheitsupdate für Microsoft Access 2013 (KB4484527) 32-Bit-Edition

Sicherheitsupdate für Microsoft Excel 2013 (KB5002072) 32-Bit-Edition


Sicherheitsupdate für Microsoft Office 2013 (KB3039746) 32-Bit-Edition

Sicherheitsupdate für Microsoft Office 2013 (KB3039794) 32-Bit-Edition

Sicherheitsupdate für Microsoft Office 2013 (KB3039798) 32-Bit-Edition

Description:

Eine Sicherheitslücke in Microsoft XML Core Services ermöglicht unter Umständen die Freigabe von Informationen, weil das XMLHTTP ActiveX-Steuerelement eine Umleitung von der HTTP-Seitenseite falsch interpretiert.



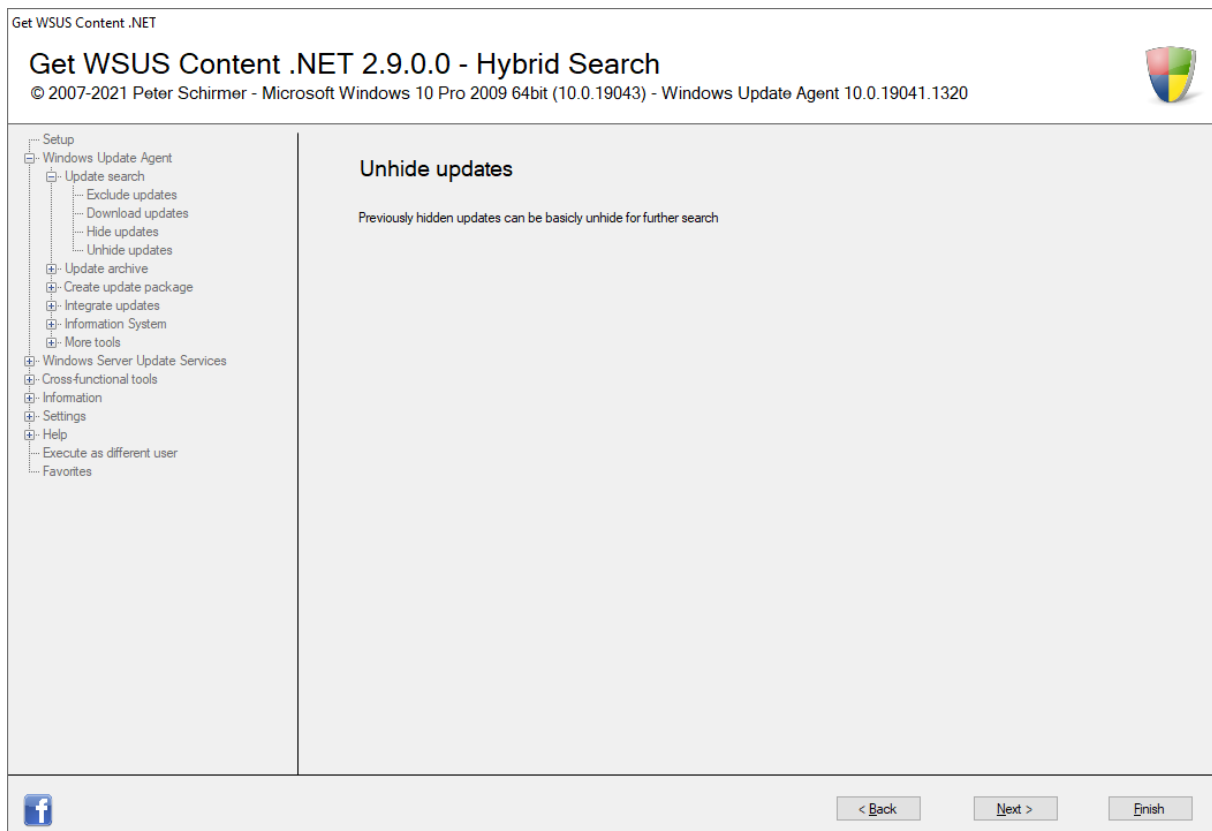
< Back

Next >

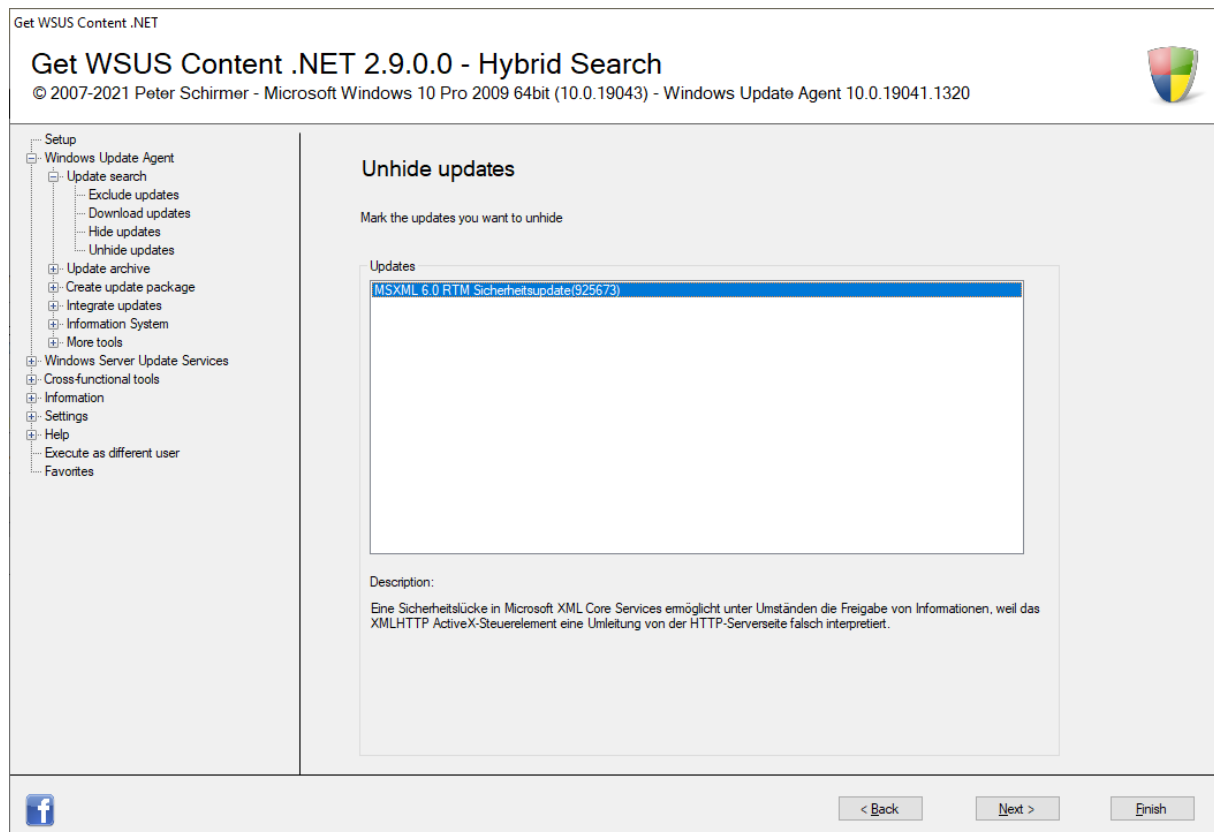
Finish

The selection dialogue

3.2.1.1.4 Unhide updates



Initial screen



The selection dialogue


3.2.1.2 Update archive

3.2.1.2.1 Gathering additional files

Get WSUS Content .NET

Get WSUS Content .NET 2.9.0.0 - Hybrid Search

© 2007-2021 Peter Schirmer - Microsoft Windows 10 Pro 2009 64bit (10.0.19043) - Windows Update Agent 10.0.19041.1320



- Setup
 - Windows Update Agent
 - Update search
 - Update archive
 - Gathering additional data
 - Prepare update folder
 - Purge
 - Create update package
 - Integrate updates
 - Information System
 - More tools
 - Windows Server Update Services
 - Cross-functional tools
 - Information
 - Settings
 - Help
 - Execute as different user
 - Favorites

Gather additional data

Gather files which are not delivered by Microsoft Update

Data to be saved

File: ...

☒ I would like to prevent to delete the file


Description:

Product:

Parameters:

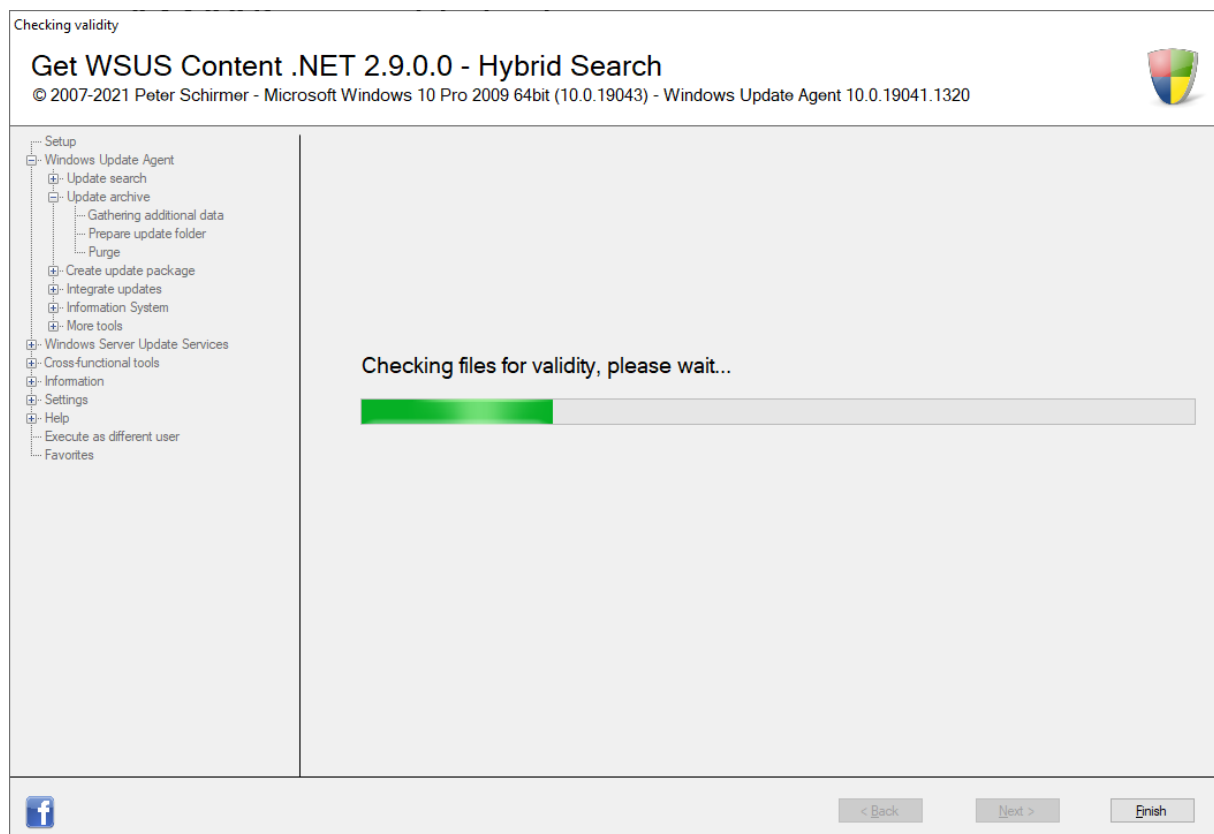
Installation phase:

Language:



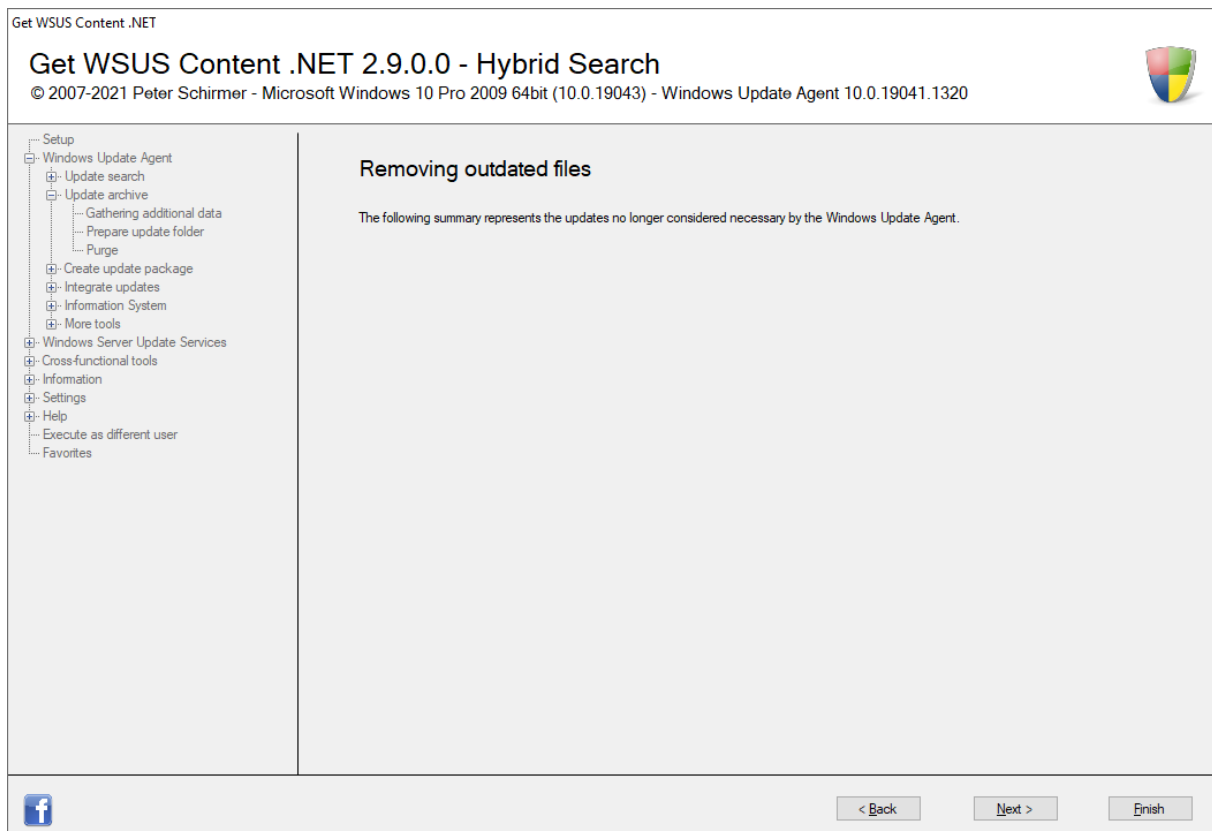
Capture

3.2.1.2.2 Prepare update directory

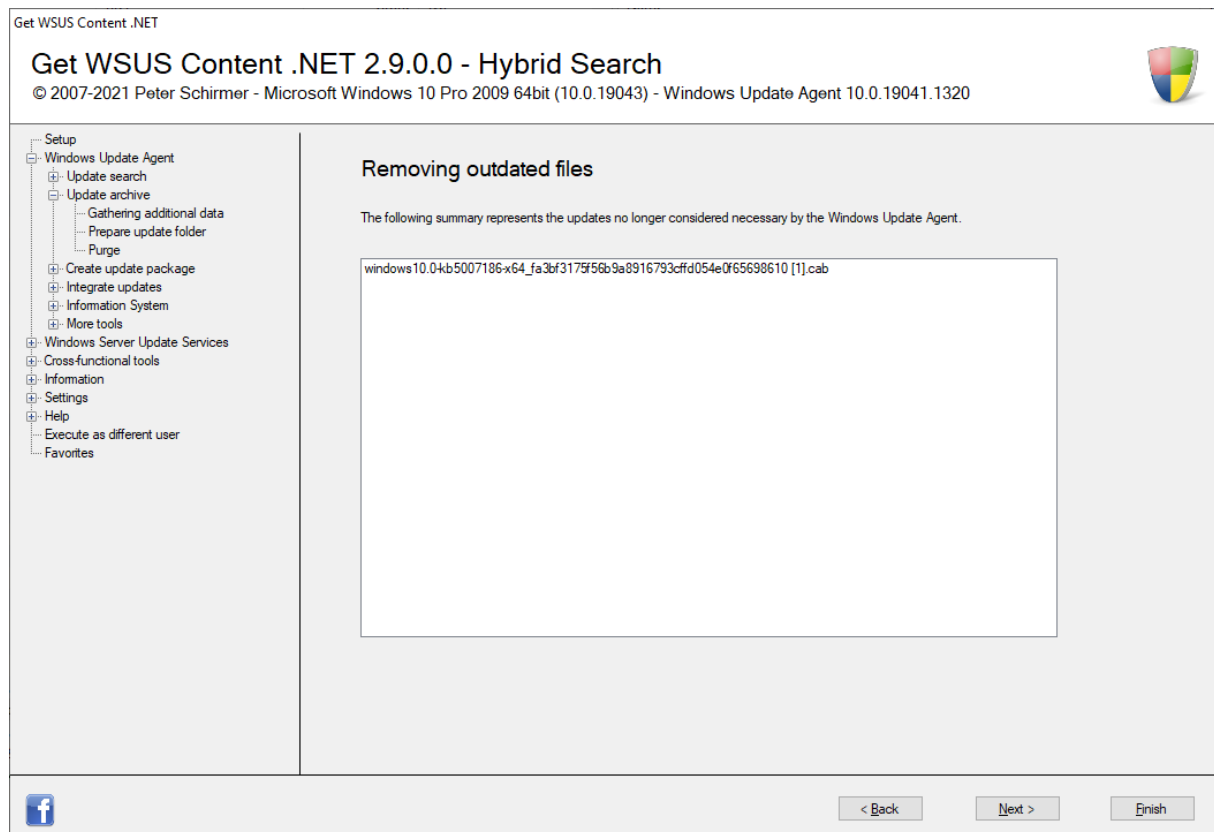


Preparation

3.2.1.2.3 Purge



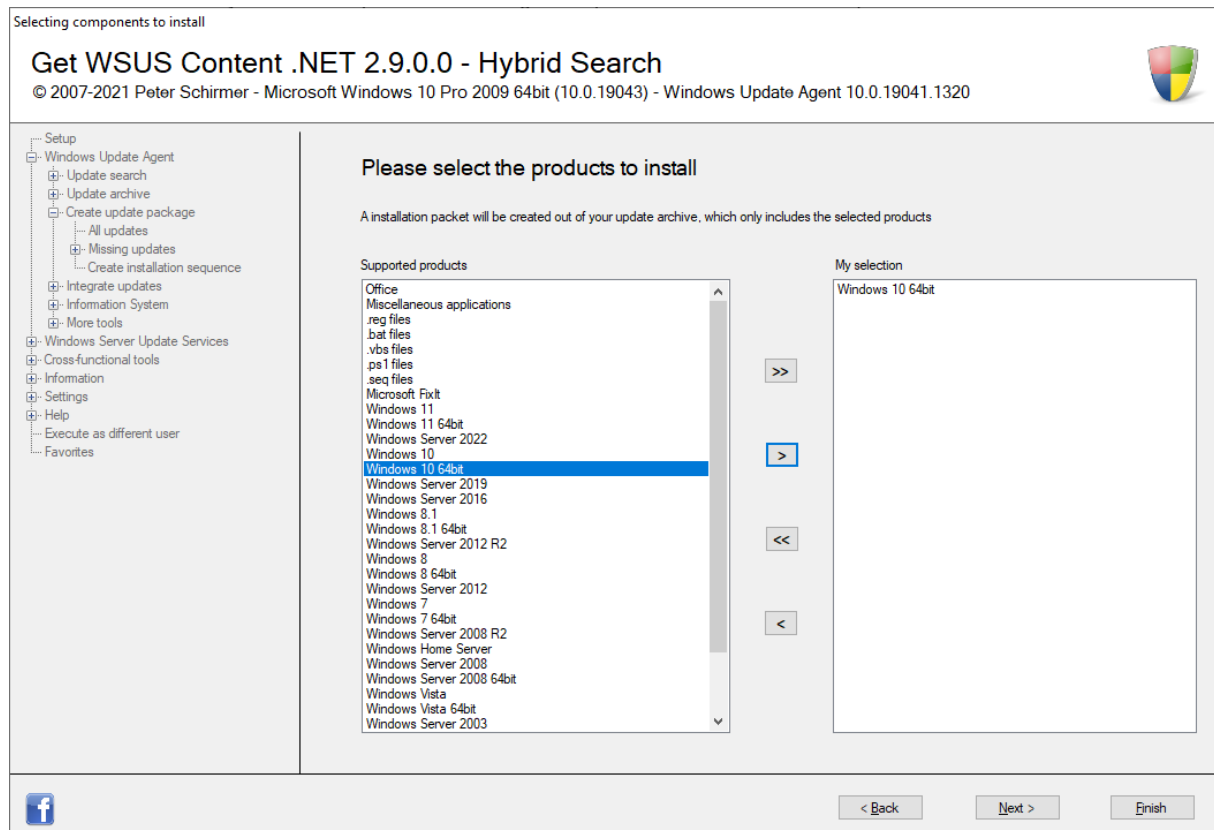
Initial screen



Listing of files that are no longer necessary

3.2.1.3 Create update package

3.2.1.3.1 All updates




Product selection

Selection of files

Get WSUS Content .NET 2.9.0.0 - Hybrid Search

© 2007-2021 Peter Schirmer - Installation type: From disk



- Setup
 - Windows Update Agent
 - Update search
 - Update archive
 - Create update package
 - All updates
 - Missing updates
 - Create installation sequence
 - Integrate updates
 - Information System
 - More tools
 - Windows Server Update Services
 - Cross-functional tools
 - Information
 - Settings
 - Help
 - Execute as different user
 - Favorites

Files found and already recorded:

```
vs10sp1-kb2549864-x86_13bcc68e12e86da8616fed03cb8bccdf8'
vs10sp1-kb2565057-x86_03b095a5d3ef98336dffcc2bb403ef81271e
vs10sp1-kb2635973-x86_402388470130a5a497b680f565718e780
vs10sp1-kb2645410-x86_0c3716da91c30a61d4c17747b03df2c7d
vs10sp1-kb2890573-x86_7175e24eff9237827c3e3d498877acede-
vs10sp1-kb2938807-x86_32e181291b3e783b7fd5eb458aa8d304
vs10sp1-kb3002340-x86_6b17254ab4b04605029904d1bf20614d6
vs10sp1-kb3002340-x86_6b17254ab4b04605029904d1bf20614d6
vs10sp1-kb3002340-x86_6b17254ab4b04605029904d1bf20614d6
vs10sp1-kb4091346-x86_0824d59110cad470404aa035a411bfc38
vs10sp1-kb4336919-x86_73ba45ea657cc6766921984df6503d42
vs90sp1-kb2669970-x86_4c7b7c385141769b7f85d71f24601d222
vs90sp1-kb2938806-x86_a5895926b07223f605e668a481b1c9309
windows10.0-kb5007186-x64_fa3bf317f56b9a8916793cfd054e0f65f
windows10.0-kb5007253-x64_56eae3ea4ddb22105db274b6d903cd7f
windows10.0-kb5007289-x64-ndp48_c67f11995836a2718e033a3aca
```

Enter search word

Information:

Source:
C:\Updates

Size in MB:
627.45

Created on:
06.11.2021 00:00:00

Description:
Install this update to resolve issues in Windows. For a complete listing of the issues that are included in this update, see the associated Microsoft Knowledge Base article for more information. After you install this item, you may have to restart your computer.

Files to copy:


```
windows10.0-kb5007186-x64_fa3bf317f56b9a8916793cfd054e0f65f
windows10.0-kb5007253-x64_56eae3ea4ddb22105db274b6d903cd7f
windows10.0-kb5007289-x64-ndp48_c67f11995836a2718e033a3aca
```

Enter search word

Information:

Total size in MB:
692.7

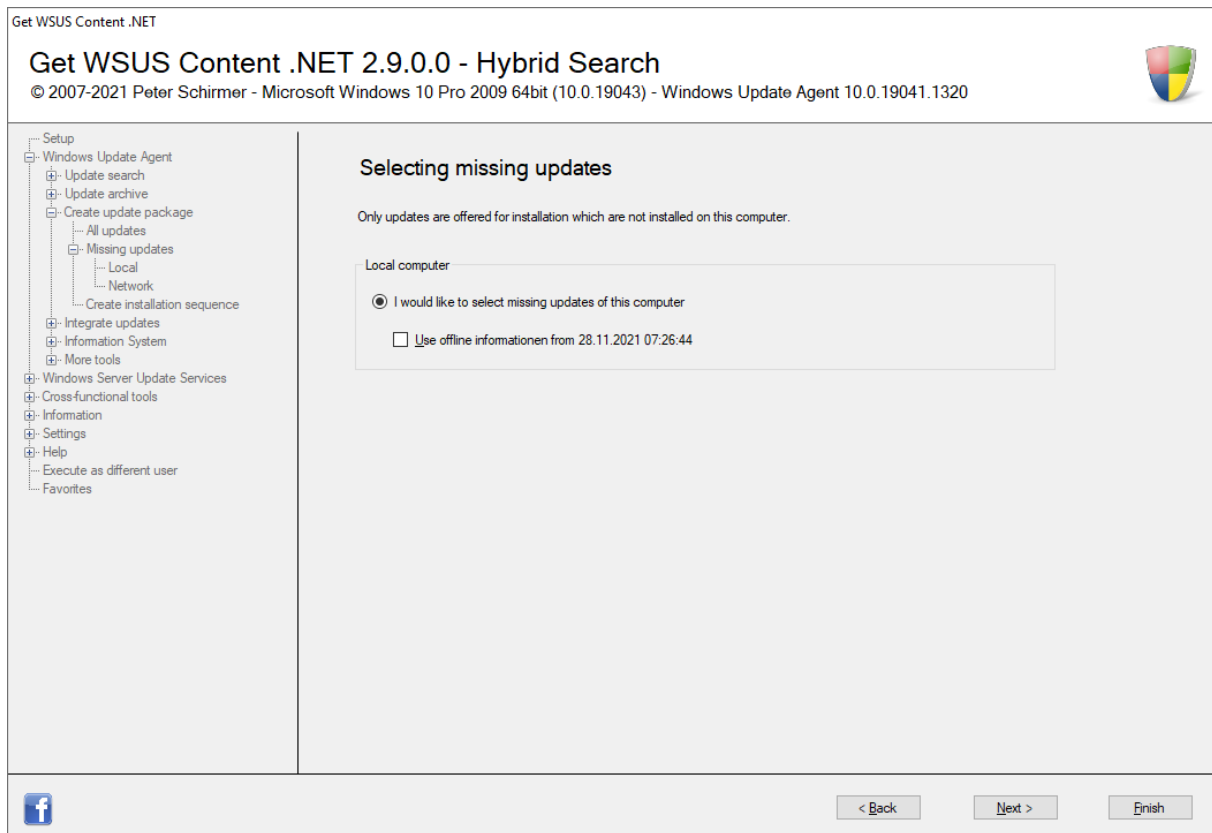
Number of selected files:
3


< Back
Next >
Finish

Updates detected

3.2.1.3.2 Missing updates

3.2.1.3.2.1 Local




Select source for the determination

Selection of files

Get WSUS Content .NET 2.9.0.0 - Hybrid Search

© 2007-2021 Peter Schirmer - Installation type: From disk



- Setup
 - Windows Update Agent
 - Update search
 - Update archive
 - Create update package
 - All updates
 - Missing updates
 - Local
 - Network
 - Create installation sequence
 - Integrate updates
 - Information System
 - More tools
 - Windows Server Update Services
 - Cross-functional tools
 - Information
 - Settings
 - Help
 - Execute as different user
 - Favorites

Files found and already recorded:

sqlserver2008sp4-kb2979596-x64-deu_cd30355369585c09#08b7e1c

Enter search word

Information:

Source:
C:\Updates

Size in MB:
387,29

Created on:
27.06.2017 00:00:00

Description:
Mit Service Pack 4 für Microsoft SQL Server 2008 werden alle Instanzen und Komponenten von Microsoft SQL Server 2008 aktualisiert, die während des SQL Server-Setups installiert wurden. Mit Service Pack 4 können alle Editionen von Microsoft SQL Server 2008 auf Service Pack 4-Ebene

Files to copy:

sqlserver2008sp4-kb2979596-x64-deu_cd30355369585c09#08b7e1c

Enter search word

Information:

Total size in MB:
387,3

Number of selected files:
1

< Back Next > Finish


Updates detected

3.2.1.3.2.2 Network

Selection of files

Get WSUS Content .NET 2.9.0.0 - Hybrid Search

© 2007-2021 Peter Schirmer - Microsoft Windows 10 Pro 2009 64bit (10.0.19043) - Windows Update Agent 10.0.19041.1320



- Setup
- Windows Update Agent
 - Update search
 - Update archive
 - Create update package
 - All updates
 - Missing updates
 - Local
 - Network
 - Create installation sequence
 - Integrate updates
 - Information System
 - More tools
- Windows Server Update Services
- Cross-functional tools
- Information
- Settings
- Help
- Execute as different user
- Favorites

Select missing updates


Only those updates will be offered for installation which are not installed on this computer

Network computer

☒ I would like to select missing updates of a network computer

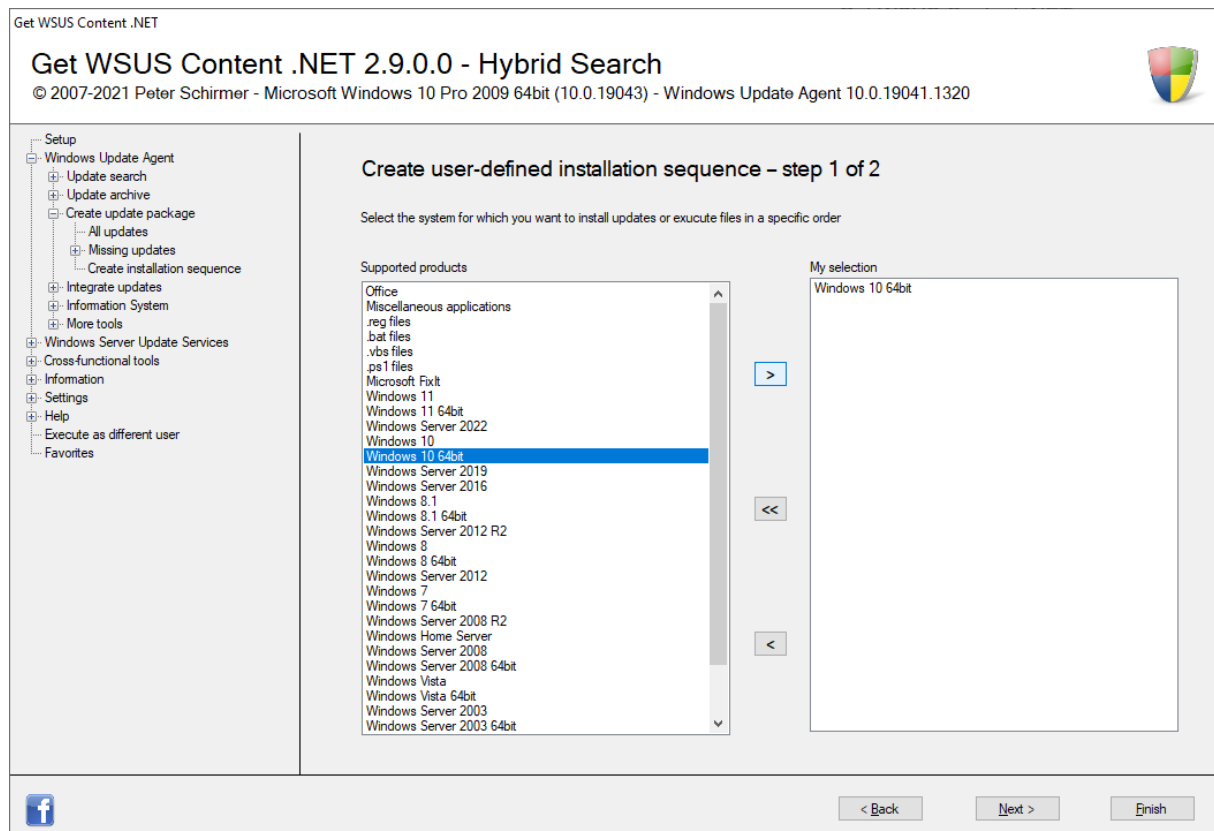
Use name or IP address

Password administrator

< BackNext >Finish

Specify source

3.2.1.3.3 Create installation sequence




Selection of the products from which the sequence is to be created

Create sequence

Get WSUS Content .NET 2.9.0.0 - Hybrid Search

© 2007-2021 Peter Schirmer - Microsoft Windows 10 Pro 2009 64bit (10.0.19043) - Windows Update Agent 10.0.19041.1320



- Setup
- Windows Update Agent
 - Update search
 - Update archive
 - Create update package
 - All updates
 - Missing updates
 - Create installation sequence
 - Integrate updates
 - Information System
 - More tools
- Windows Server Update Services
- Cross-functional tools
- Information
- Settings
- Help
- Execute as different user
- Favorites

Create user-defined installation sequence – step 2 of 2

Transfer the desired updates from the left and therefore determine the order on the right side

Files referred to selection

vs10sp1-kb2645410-x86_0c3716da91c30a61d4c17747b03c

sqlserver2008sp3-kb2546951-x64-deu_7f97ad9fd22ceab68f

vs10sp1-kb2890573-x86_7175e24eff9237827c3e3d498877

vs90sp1-kb2938806-x86_a5895926b07223f605e668a481b1

vs10sp1-kb2938807-x86_32e181291b3a7835b7fd5eb458aa

sqlserver2008sp4-kb2979596-x64-deu_cd30355369585c094

vs10sp1-kb4336919-x86_73ba45ea657c0d6766921984df65

vs10-kb4476698-x86_4db243a226de0b5ac80b0d99bc6b1a

vs10sp1-kb4091346-x86_0824d59110cad47040aa035a41

vs10-kb4506161-x86_11e1f5e1fc0b34a657015949794e59c

install.exe

windows10.0-kb5007186-x64_fa3bf317f56b9a8916793cfd

windows10.0-kb5007289-x64-ndp48_c67f11995836a2718e033

windows10.0-kb5007253-x64_56eae3ea4ddb22105db274b6d90

>

<<

<

Order

windows10.0-kb5007186-x64_fa3bf317f56b9a8916793cfd054

windows10.0-kb5007289-x64-ndp48_c67f11995836a2718e033

windows10.0-kb5007253-x64_56eae3ea4ddb22105db274b6d90

Enter search word

Enter search word


Recordset to be stored

File: Win10_x64_Updatesearch

Language: Deutsch (Deutschland)

Installation phase: Update

Description: Installationsequence for demonstration purposes



< Back

Next >

Finish

Creation of the sequence

37


3.2.1.4 Integrate updates

3.2.1.4.1 Windows

Create sequence

Get WSUS Content .NET 2.9.0.0 - Hybrid Search

© 2007-2021 Peter Schirmer - Microsoft Windows 10 Pro 2009 64bit (10.0.19043) - Windows Update Agent 10.0.19041.1320



- Setup
 - Windows Update Agent
 - Update search
 - Update archive
 - Create update package
 - Integrate updates
 - Windows
 - Office
 - Information System
 - More tools
 - Windows Server Update Services
 - Cross-functional tools
 - Information
 - Settings
 - Help
 - Execute as different user
 - Favorites

Copy product DVD

The product DVD is the installation media from which the software will be installed

Physical media available

☒ I would like to copy the product DVD to hard disk


☐ The product DVD has been already copied to hard disk

No physical media available

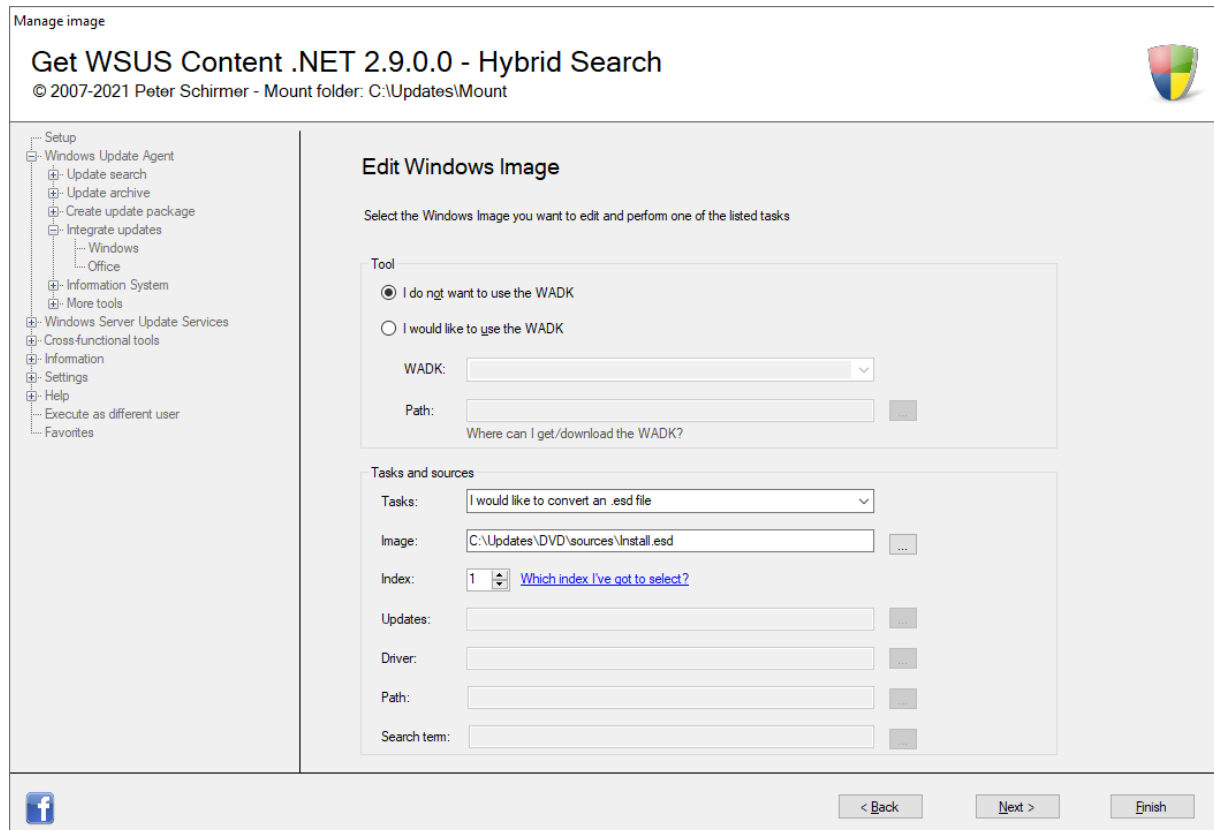
☐ I would like to use the product DVD from a folder

Please select the folder which includes the product DVD

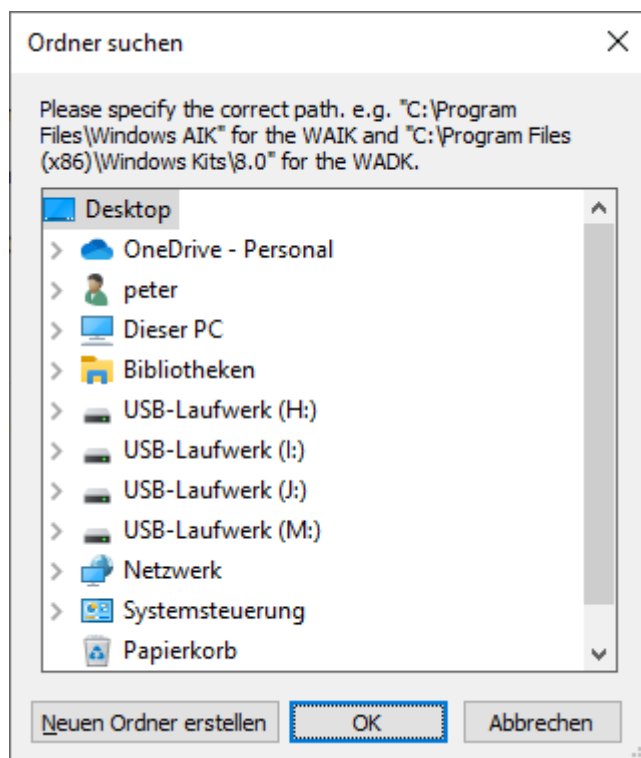
Description of the product DVD, e. g. GRMCULXFREQ_DE_DVD



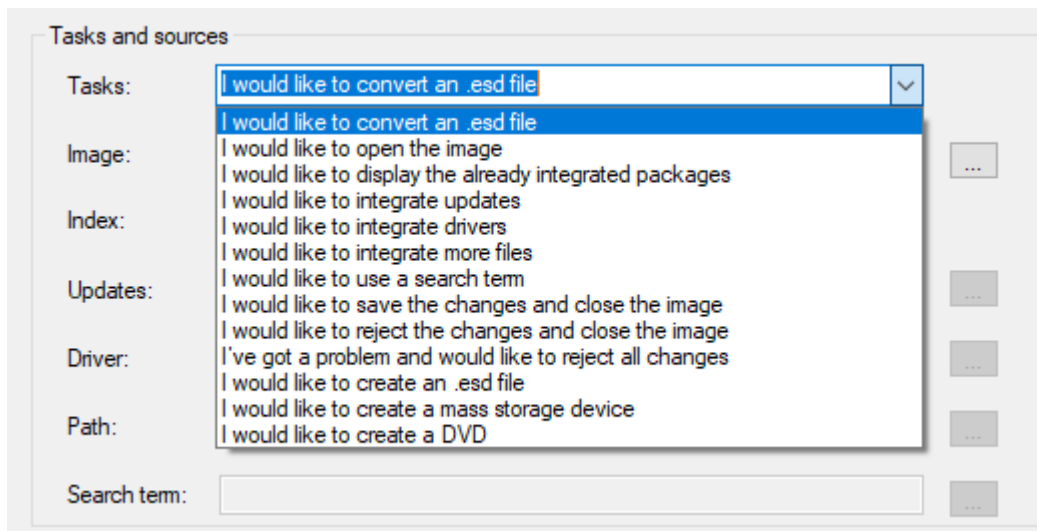
Source of the product DVD



Possibilities for editing the image



Path selection




Possibilities for editing the image

3.2.1.4.1 Office

Preparation

Get WSUS Content .NET 2.9.0.0 - Hybrid Search

© 2007-2021 Peter Schirmer - Microsoft Windows 10 Pro 2009 64bit (10.0.19043) - Windows Update Agent 10.0.19041.1320



- Setup
 - Windows Update Agent
 - Update search
 - Update archive
 - Create update package
 - Integrate updates
 - Windows
 - Office
 - Information System
 - More tools
 - Windows Server Update Services
 - Cross-functional tools
 - Information
 - Settings
 - Help
 - Execute as different user
 - Favorites

Copy Office product DVD

The product DVD is the installation media from which the software will be installed

Physical media available

☒ I would like to copy the product DVD to hard disk

☐ The product DVD has already been copied to hard disk

Physical media not available

☐ I would like to use the product DVD from a folder

Select the folder which includes the product DVD


Description of the product DVD, e. g. Office12

Category of the Office product

Bit version

☒ I'm using the 32bit version

☐ I'm using the 64bit version



Source of the product DVD and details


3.2.1.5 Information system

3.2.1.5.1 Update information

Get WSUS Content .NET

Get WSUS Content .NET 2.9.0.0 - Hybrid Search

© 2007-2021 Peter Schirmer - Current information: 28.11.2021 07:53:41



- Setup
 - Windows Update Agent
 - Update search
 - Update archive
 - Create update package
 - Integrate updates
 - Information System
 - Updateinformation
 - Report
 - More tools
- Windows Server Update Services
 - Cross-functional tools
 - Information
 - Settings
 - Help
 - Execute as different user
 - Favorites

Show update informationen

Please specify a KB number. The appropriate information will be displayed.

Selection

KB-Number: 5007186 [Sort in ascending order](#)

Selected computer: win10 [Refresh information](#)

Password administrator:

Enter KB-Number:

Information

Title: 2021-11 Cumulative Update for Windows 10 Version 21H1 for x64-based Systems (KB5007186)

Description: Install this update to resolve issues in Windows. For a complete listing of the issues that are included in this update, see the associated Microsoft Knowledge Base article for more information. After you install this item, you may have to restart your computer.


Degree of difficulty: Critical

Published: 06.11.2021

Installed: Yes

Product: Windows 10, version 1903 and later

Class: Security Updates



[< Back](#)

[Next >](#)


[Finish](#)

Information about an update

3.2.1.5.1 Report

Get WSUS Content .NET

Get WSUS Content .NET 2.9.0.0 - Hybrid Search
© 2007-2021 Peter Schirmer - Microsoft Windows 10 Pro 2009 64bit (10.0.19043) - Windows Update Agent 10.0.19041.1320



- Setup
- Windows Update Agent
 - Update search
 - Update archive
 - Create update package
 - Integrate updates
 - Information System
 - Update information
 - Report
 - More tools
- Windows Server Update Services
- Cross-functional tools
- Information
- Settings
- Help
- Execute as different user
- Favorites

Create report

You can create a report for this computer or for computers of the network


Selection

☒ I would like to create a report for this computer

☐ I would like to create a report for a network computer

Use name or IP address

Password administrator



< Back

Next >


Finish

Selection of the target computer

Get WSUS Content .NET

Get WSUS Content .NET 2.9.0.0 - Hybrid Search

© 2007-2021 Peter Schirmer - Microsoft Windows 10 Pro 2009 64bit (10.0.19043) - Windows Update Agent 10.0.19041.1320



- Setup
 - Windows Update Agent
 - Update search
 - Update archive
 - Create update package
 - Integrate updates
 - Information System
 - Update information
 - Report
 - More tools
- Windows Server Update Services
- Cross-functional tools
- Information
- Settings
- Help
- Execute as different user
- Favorites

Information for WIN10 (1 updates)


The report below shows the most important data

KB-Number	Title	Installed	File	Present	Download URL	Published	Computer
2979596	Microsoft SQL ...	No	sqlserver2008s...	Yes	http://downloa...	27.06.2017	WIN10

[I want all missing updates to be shown](#)

[I want all new updates from this month to be shown](#)

[I want all updates to be shown](#)



< Back

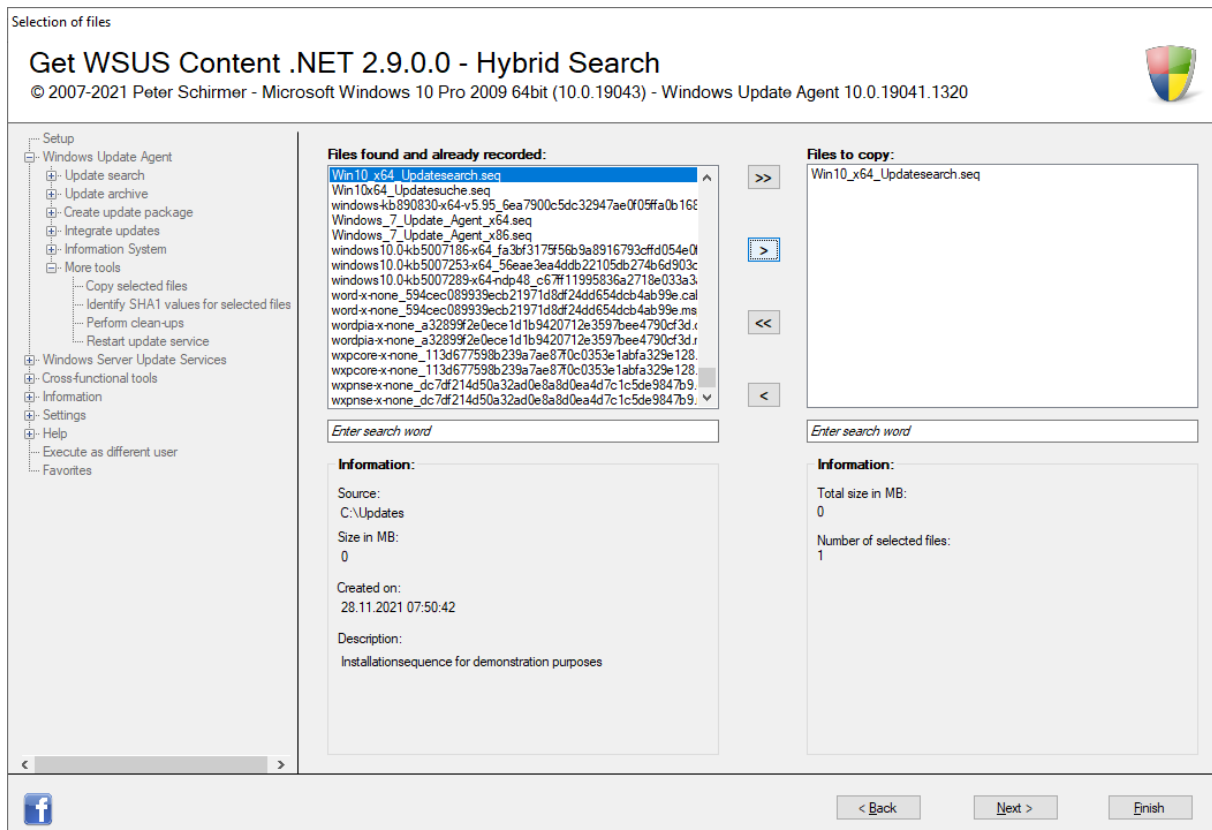
Next >

Finish

The result

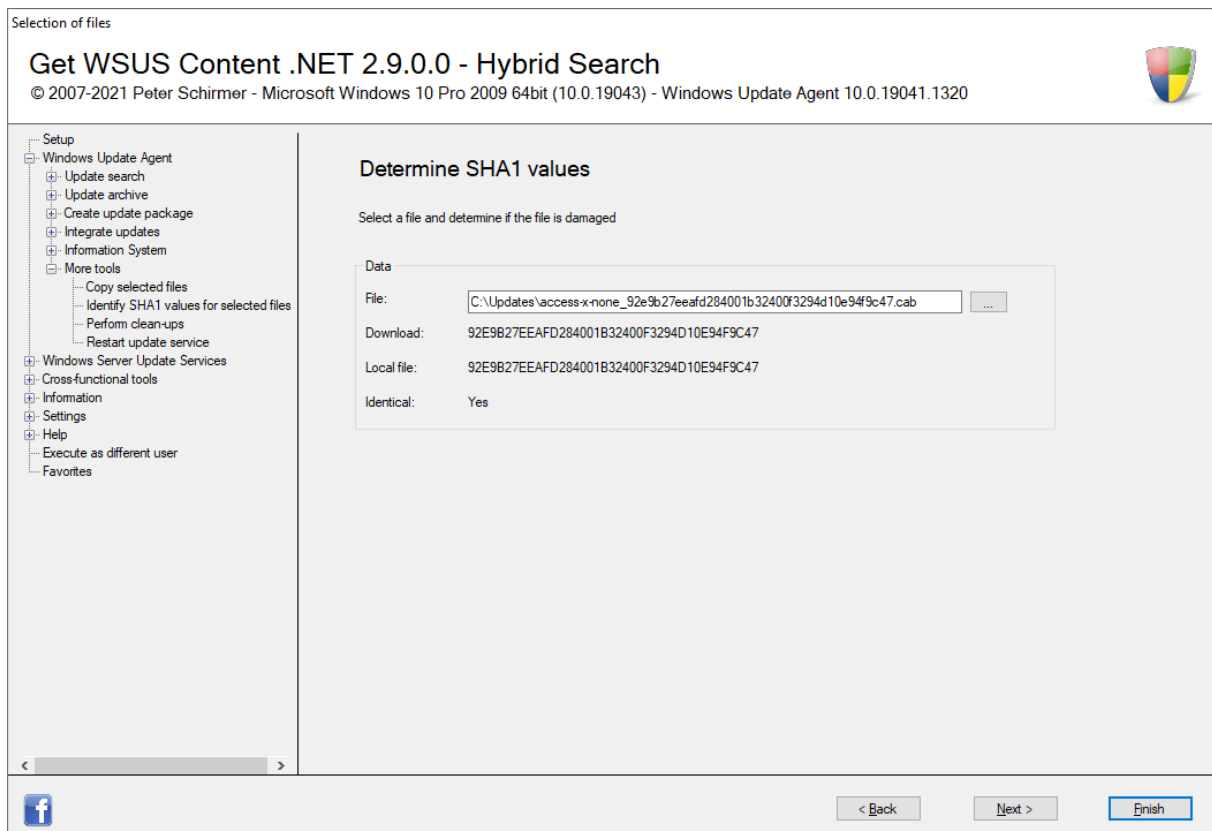
3.2.1.6 More tools

3.2.1.6.1 Copy selected files



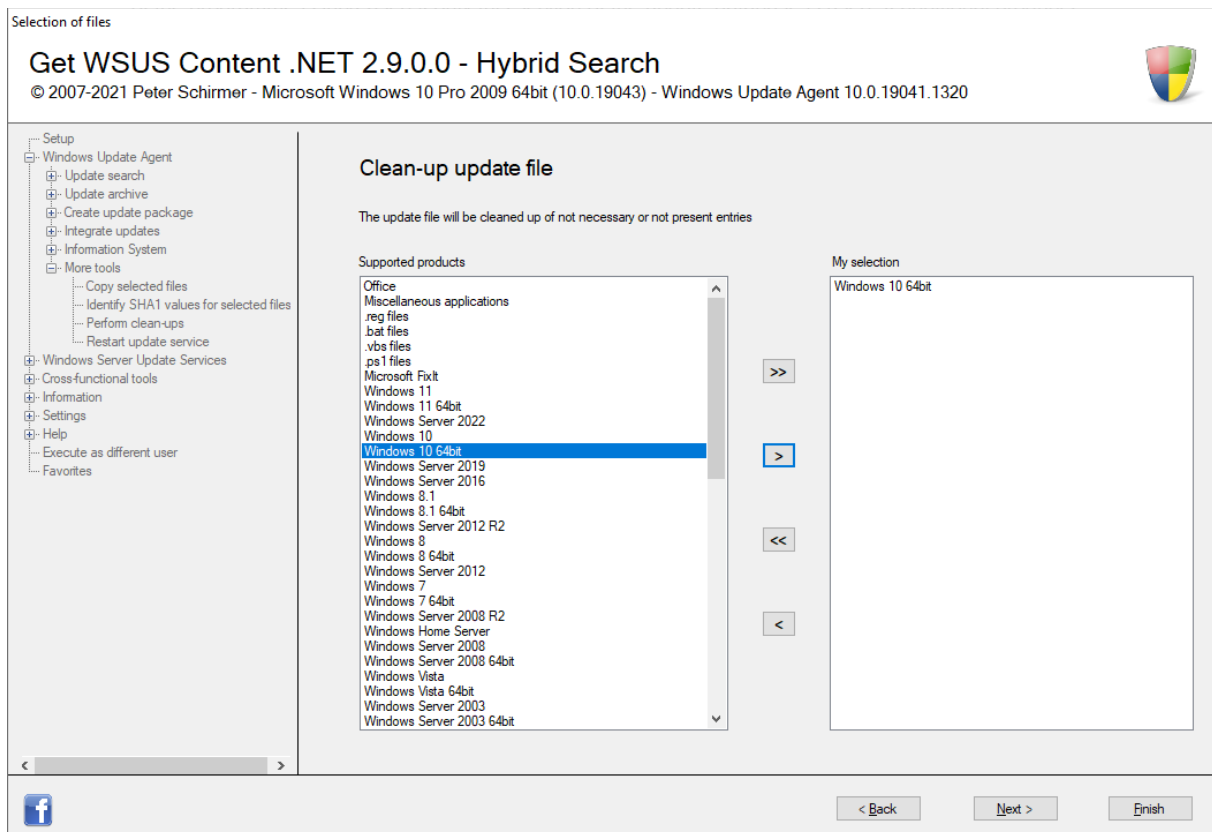
The contents of the update directory (default: C:\Updates)

3.2.1.6.2 Determine SHA1 values for selected files



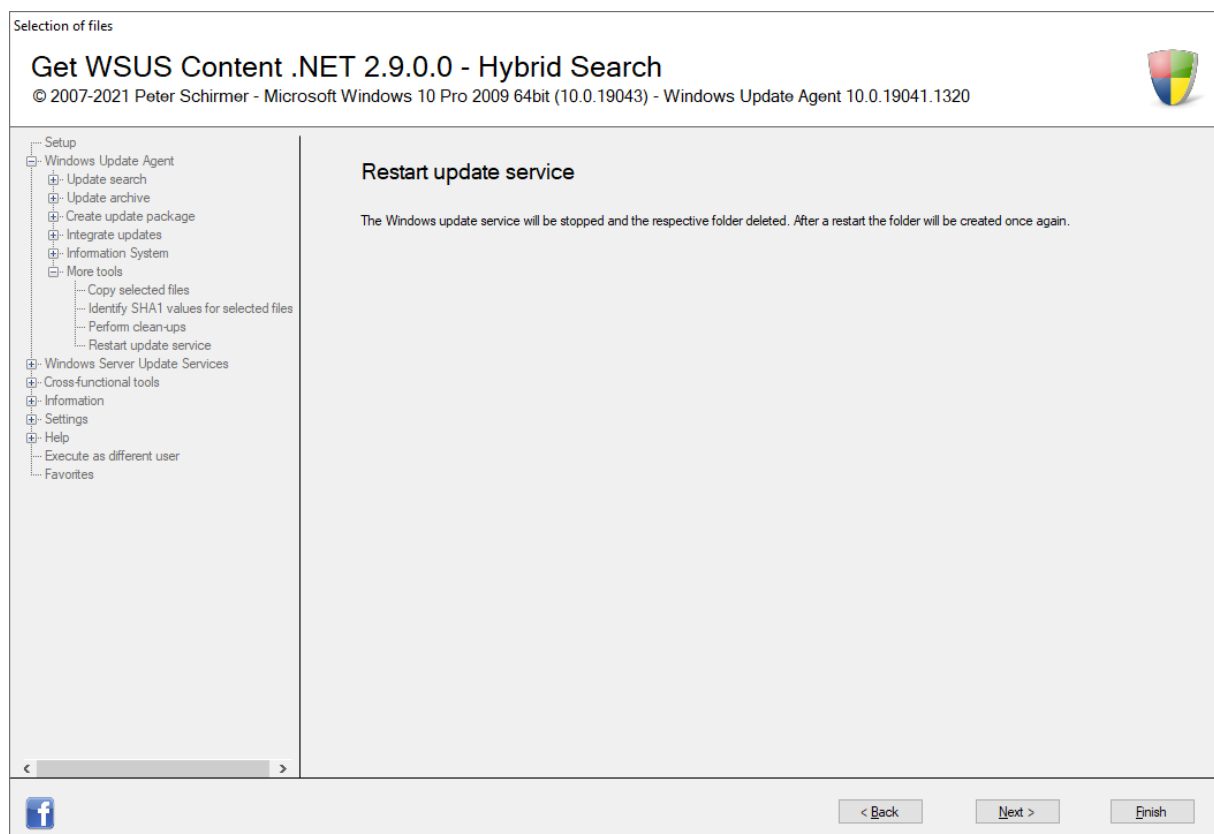
Comparison of the SHA1 value of a file

3.2.1.6.3 Perform cleanup



Selection of the products to be included in the list

3.2.1.6.4 Restart update service



Initiate a restart of the update service

3.2.2 Windows Server Update Services


3.2.2.1 Extract updates

3.2.2.1.1 KB numbers

Selection of files

Get WSUS Content .NET 2.9.0.0 - Hybrid Search

© 2007-2021 Peter Schirmer - Microsoft Windows Server 2012 R2 Datacenter 64bit (6.3.9600) - MICROSOFT##WID, SUSDB



- Setup
 - Windows Update Agent
 - Windows Server Update Services
 - Extract updates
 - KB-Numbers
 - Update ID
 - All downloaded files
 - Computer
 - Clipboard
 - Product
 - Product family
 - Create update package
 - Information System
 - More tools
 - Cross-functional tools
 - Information
 - Settings
 - Help
 - Execute as different user
 - Favorites

Please specify the KB article number

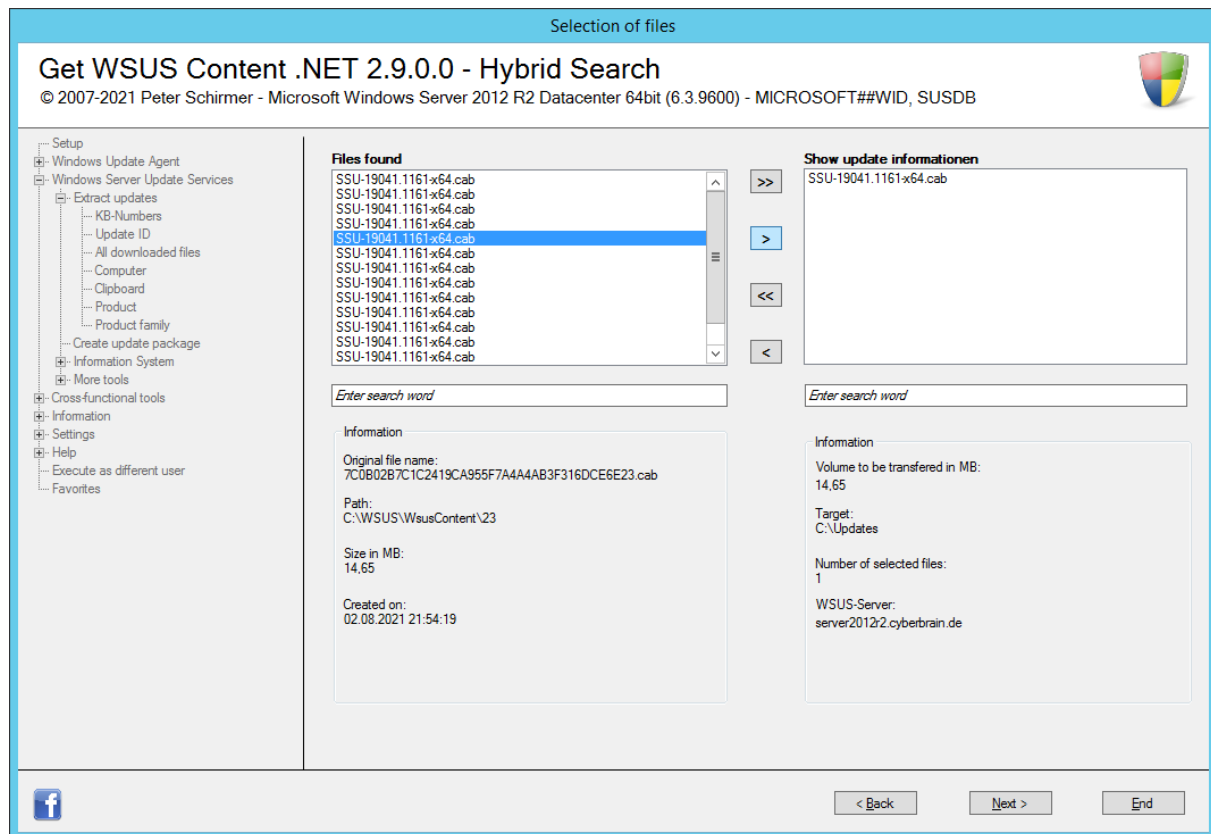
The Knowledge Base article number is associated with the updates. Please enter this number individually and press 'Continue'.

Information

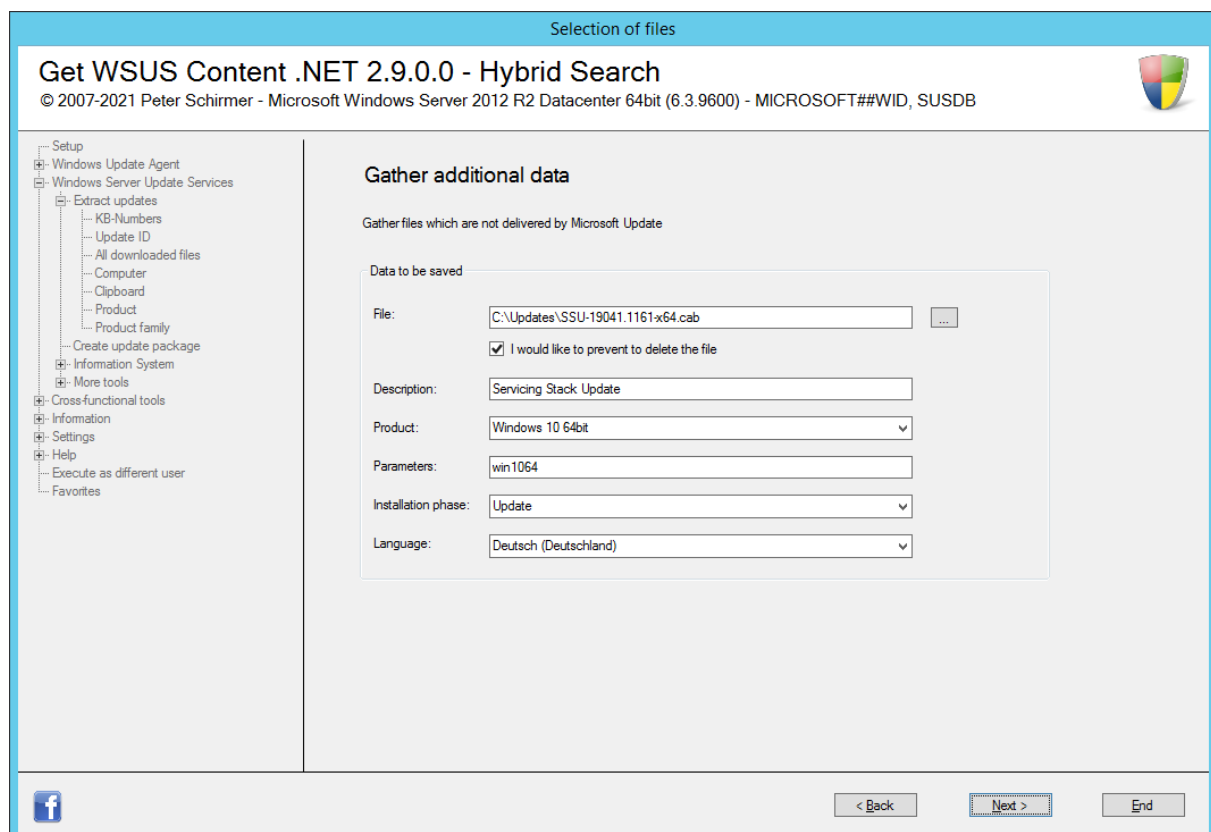
Knowledge Base Article number:

< Back Next > End

Entering a KB number



The identified, assigned files




Acquisition of the selected file

3.2.2.1.1 Update ID

Selection of files

Get WSUS Content .NET 2.9.0.0 - Hybrid Search

© 2007-2021 Peter Schirmer - Microsoft Windows Server 2012 R2 Datacenter 64bit (6.3.9600) - MICROSOFT##WID, SUSDB




- Setup
 - Windows Update Agent
 - Windows Server Update Services
 - Extract updates
 - KB-Numbers
 - Update ID
 - All downloaded files
 - Computer
 - Clipboard
 - Product
 - Product family
 - Create update package
 - Information System
 - More tools
 - Cross-functional tools
 - Information
 - Settings
 - Help
 - Execute as different user
 - Favorites

Please enter an update identifier

The update identifier denotes a unique update and consists of a 40-digit character and number combination

Information

Update ID:



The update identifier

Selection of files

Get WSUS Content .NET 2.9.0.0 - Hybrid Search

© 2007-2021 Peter Schirmer - Microsoft Windows Server 2012 R2 Datacenter 64bit (6.3.9600) - MICROSOFT##WID, SUSDB

- Setup
- Windows Update Agent
- Windows Server Update Services
 - Extract updates
 - KB-Numbers
 - Update ID
 - All downloaded files
 - Computer
 - Clipboard
 - Product
 - Product family
 - Create update package
 - Information System
 - More tools
- Cross-functional tools
- Information
- Settings
- Help
- Execute as different user
- Favorites

Files found

22000.194.210913-1444.co_release_svc_refresh_CLIENTBUSINESS_V
WindowsUpdateBox.exe

Enter search word

Information

Original file name:
3723A1943B6375442D1853C67AC16CAD8A325C77.exe

Path:
C:\WSUS\WsusContent\77

Size in MB:
22.43

Created on:
01.10.2021 02:39:23

Show update informationen

WindowsUpdateBox.exe

Enter search word

Information

Volume to be transferred in MB:
22.43

Target:
C:\Updates

Number of selected files:
1

WSUS-Server:
server20122.cyberbrain.de

< Back
Next >
End

The determined, assigned files

Selection of files

Get WSUS Content .NET 2.9.0.0 - Hybrid Search

© 2007-2021 Peter Schirmer - Microsoft Windows Server 2012 R2 Datacenter 64bit (6.3.9600) - MICROSOFT##WID, SUSDB

- Setup
- Windows Update Agent
- Windows Server Update Services
 - Extract updates
 - KB-Numbers
 - Update ID
 - All downloaded files
 - Computer
 - Clipboard
 - Product
 - Product family
 - Create update package
 - Information System
 - More tools
- Cross-functional tools
- Information
- Settings
- Help
- Execute as different user
- Favorites

Gather additional data

Gather files which are not delivered by Microsoft Update

Data to be saved

File: C:\Updates\WindowsUpdateBox.exe

☒ I would like to prevent to delete the file

Description: Windows 11 Update

Product: Windows 10 64bit

Parameters: /q

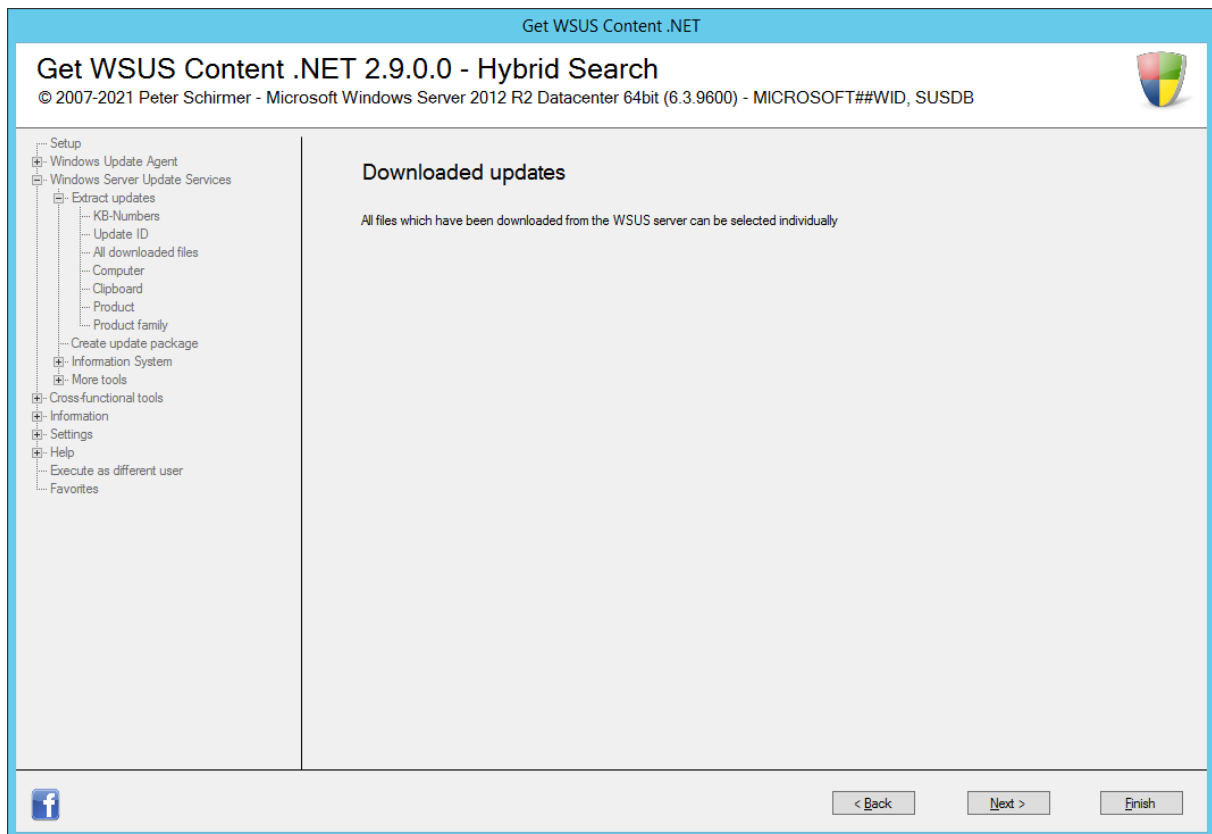
Installation phase: Update

Language: Deutsch (Deutschland)

< Back
Next >
End

Acquisition of the selected file

3.2.2.1.1 All downloaded files



Initial screen

Selection of files

Get WSUS Content .NET 2.9.0.0 - Hybrid Search

© 2007-2021 Peter Schirmer - Microsoft Windows Server 2012 R2 Datacenter 64bit (6.3.9600) - MICROSOFT##WID, SUSDB

- Setup
- Windows Update Agent
- Windows Server Update Services
 - Extract updates
 - KB-Numbers
 - Update ID
 - All downloaded files
 - Computer
 - Clipboard
 - Product
 - Product family
 - Create update package
 - Information System
 - More tools
- Cross-functional tools
- Information
- Settings
- Help
- Execute as different user
- Favorites

Files found

windows8.1-kb3095113-v2-x64.cab
proofsp-da-dk.cab
msointl-id-id.cab
windows8.1-kb3186555-x64.cab
msointl-hu-hu.cab
windows8.1-kb4095876-x64.cab
excelppintl-area.cab
lynchhelp-de-de.cab
lynchhelp-hr-hr.cab
msointl-pl-pl.cab
TSqLanguageService_jpn.exe
windows8.1-kb4054589-x64.cab
msointl-ro-ro.cab

Information
Original file name:
FFF0646DAFF31BFF3FAF2C7D25F026D39D9A1224.cab
Path:
C:\WSUS\WsusContent\24
Size in MB:
4,62
Created on:
06.07.2018 00:42:25

Show update informationen

windows8.1-kb4054589-x64.cab

Information
Volume to be transferred in MB:
4,62
Target:
C:\Updates
Number of selected files:
1
WSUS-Server:
server20122.cyberbrain.de

List of all available files

Selection of files

Get WSUS Content .NET 2.9.0.0 - Hybrid Search

© 2007-2021 Peter Schirmer - Microsoft Windows Server 2012 R2 Datacenter 64bit (6.3.9600) - MICROSOFT##WID, SUSDB

- Setup
- Windows Update Agent
- Windows Server Update Services
 - Extract updates
 - KB-Numbers
 - Update ID
 - All downloaded files
 - Computer
 - Clipboard
 - Product
 - Product family
 - Create update package
 - Information System
 - More tools
- Cross-functional tools
- Information
- Settings
- Help
- Execute as different user
- Favorites

Gather additional data

Gather files which are not delivered by Microsoft Update

Data to be saved

File:

☒ I would like to prevent to delete the file

Description:

Product:

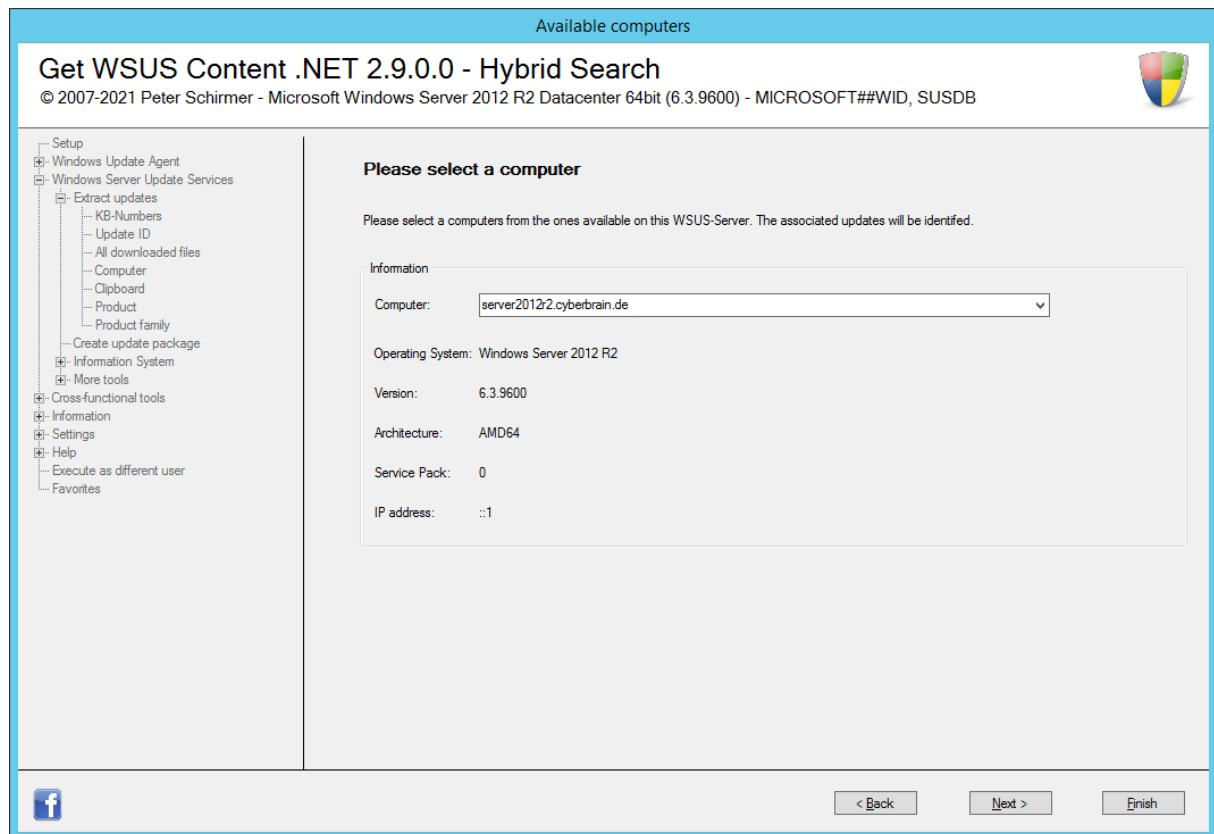
Parameters:

Installation phase:

Language:

Acquisition of the selected file

3.2.2.1.1 Computer



Computers connected to the WSUS server

Selection of files

Get WSUS Content .NET 2.9.0.0 - Hybrid Search

© 2007-2021 Peter Schirmer - Microsoft Windows Server 2012 R2 Datacenter 64bit (6.3.9600) - MICROSOFT##WID, SUSDB

- Setup
- Windows Update Agent
- Windows Server Update Services
 - Extract updates
 - KB-Numbers
 - Update ID
 - All downloaded files
 - Computer
 - Clipboard
 - Product
 - Product family
 - Create update package
 - Information System
 - More tools
- Cross-functional tools
- Information
- Settings
- Help
- Execute as different user
- Favorites

Files found

windows8.1-kb2954879-v2-x64.cab
windows8.1-kb2938066-x64.cab
windows8.1-kb2966826-x64.cab
windows8.1-kb2967917-x64.cab
windows8.1-kb2973114-x64.cab
windows8.1-kb2972213-x64.cab
windows8.1-kb2984852-v2-x64.cab
windows8.1-kb2966828-x64.cab
windows8.1-kb2968296-x64.cab
windows8.1-kb2972103-v2-x64.cab
windows8.1-kb3013816-x64.cab
windows8.1-kb2989930-x64.cab
windows8.1-kb3023266-x64.cab

Enter search word

Information

Original file name:
7E2146477888153E6308977BFC2BC14FEA2F56B9.cab

Path:
C:\WSUS\WsusContent\B9

Size in MB:
0.1

Created on:
08.05.2014 02:41:36

Files to be copied

windows8.1-kb2954879-v2-x64.cab

Enter search word

Information

Volume to be transferred in MB:
0,10

Target:
C:\Updates

Number of selected files:
1

WSUS-Server:
server20122.cyberbrain.de

< Back
Next >
Finish

Files found for the selected computer

Selection of files

Get WSUS Content .NET 2.9.0.0 - Hybrid Search

© 2007-2021 Peter Schirmer - Microsoft Windows Server 2012 R2 Datacenter 64bit (6.3.9600) - MICROSOFT##WID, SUSDB

- Setup
- Windows Update Agent
- Windows Server Update Services
 - Extract updates
 - KB-Numbers
 - Update ID
 - All downloaded files
 - Computer
 - Clipboard
 - Product
 - Product family
 - Create update package
 - Information System
 - More tools
- Cross-functional tools
- Information
- Settings
- Help
- Execute as different user
- Favorites

Gather additional data

Gather files which are not delivered by Microsoft Update

Data to be saved

File: ...

☒ I would like to prevent to delete the file

Description:

Product:

Parameters:

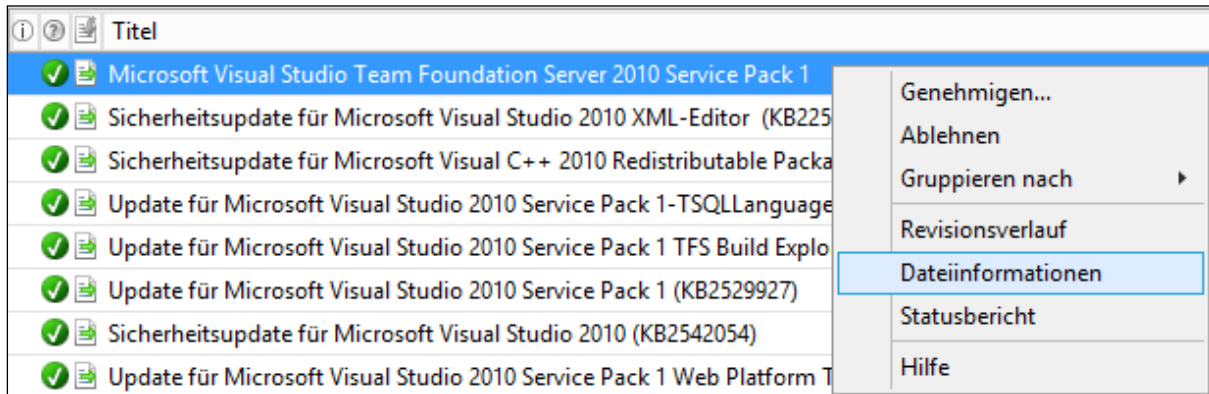
Installation phase:

Language:

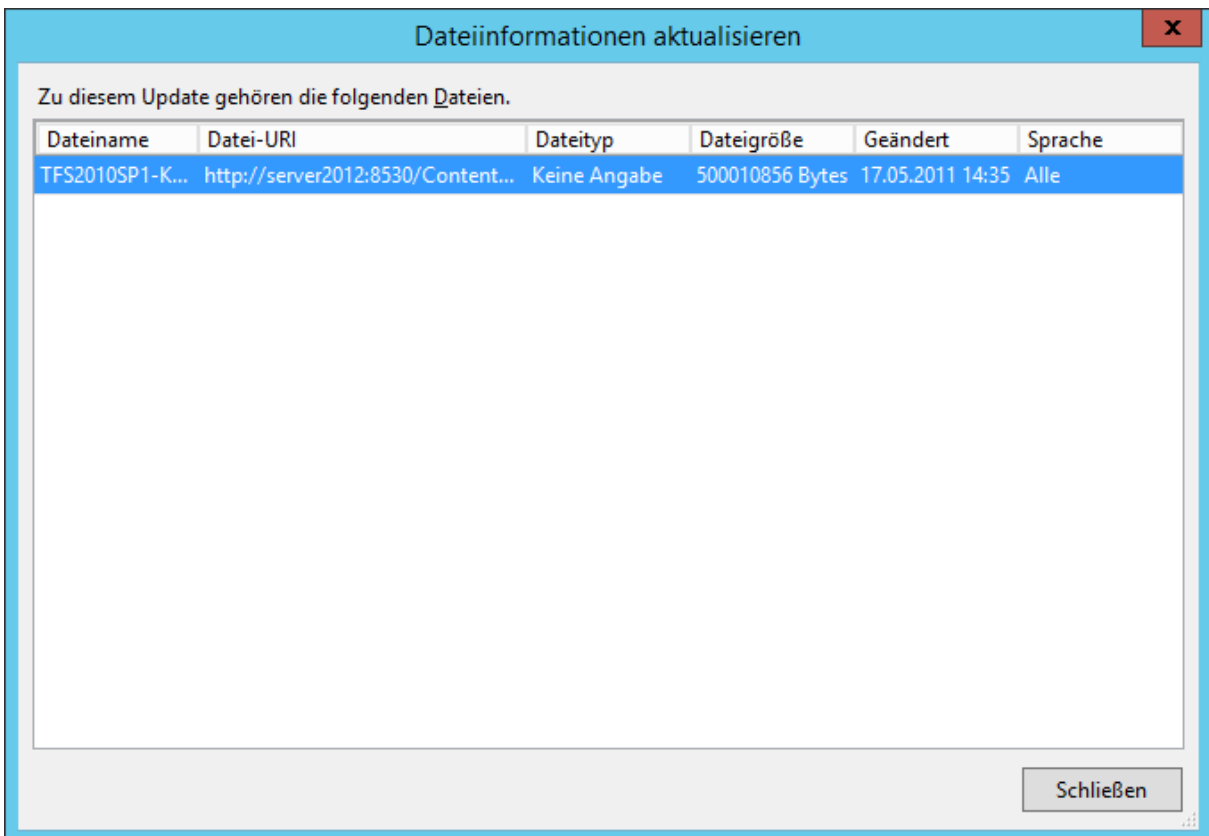
< Back
Next >
Finish

Acquisition of the selected file

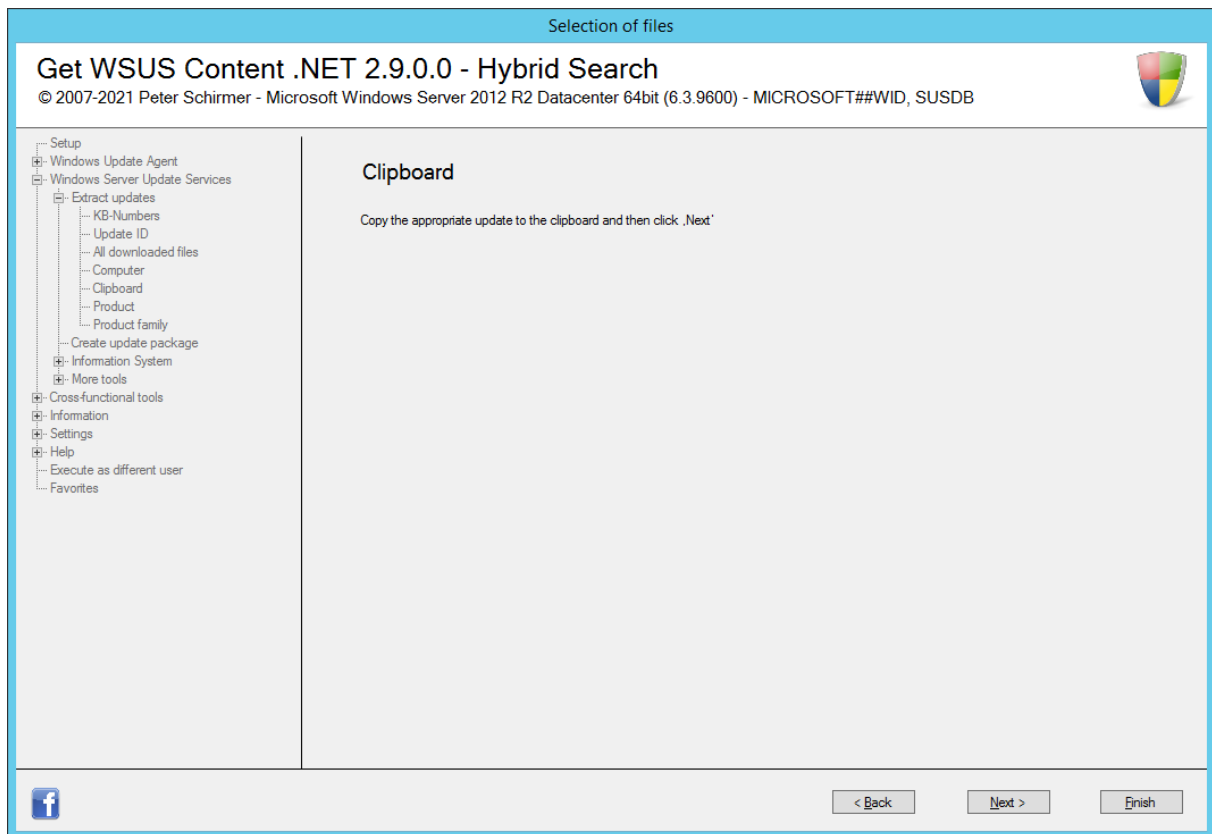
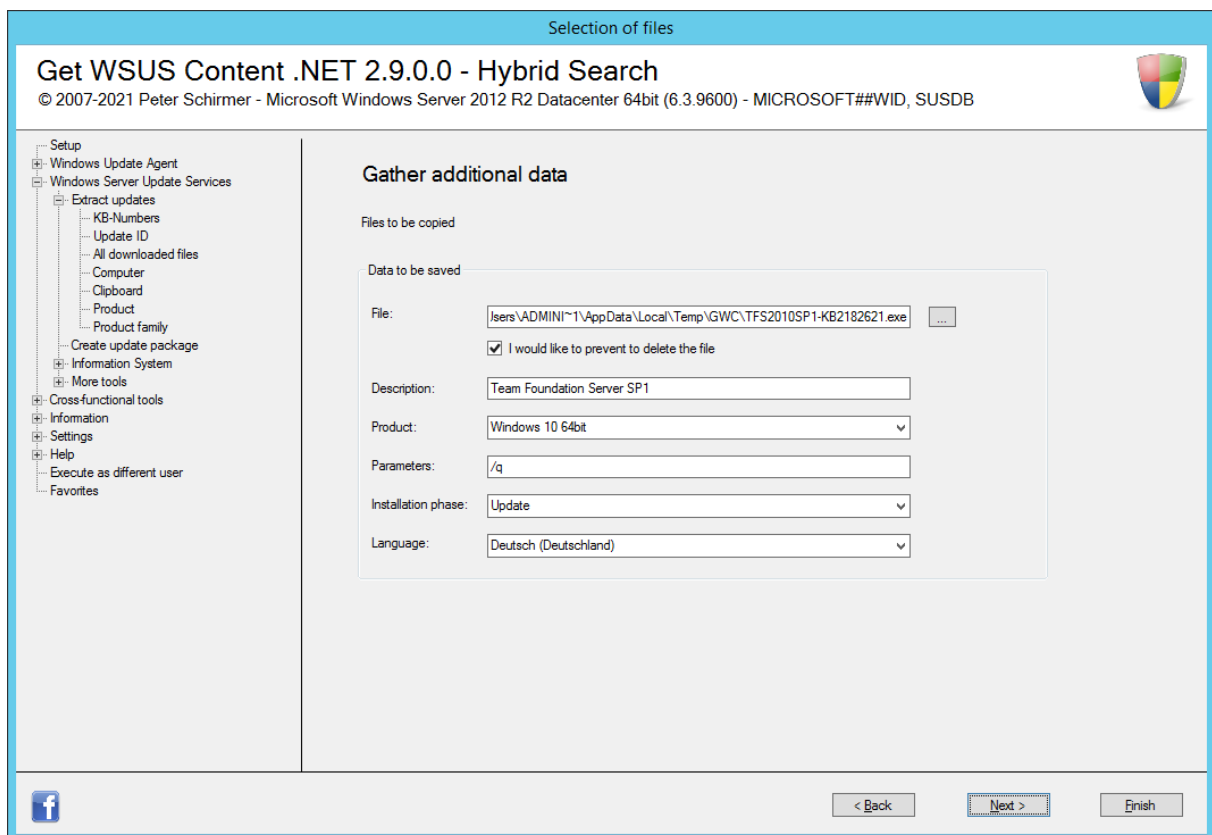
3.2.2.1.2 Clipboard



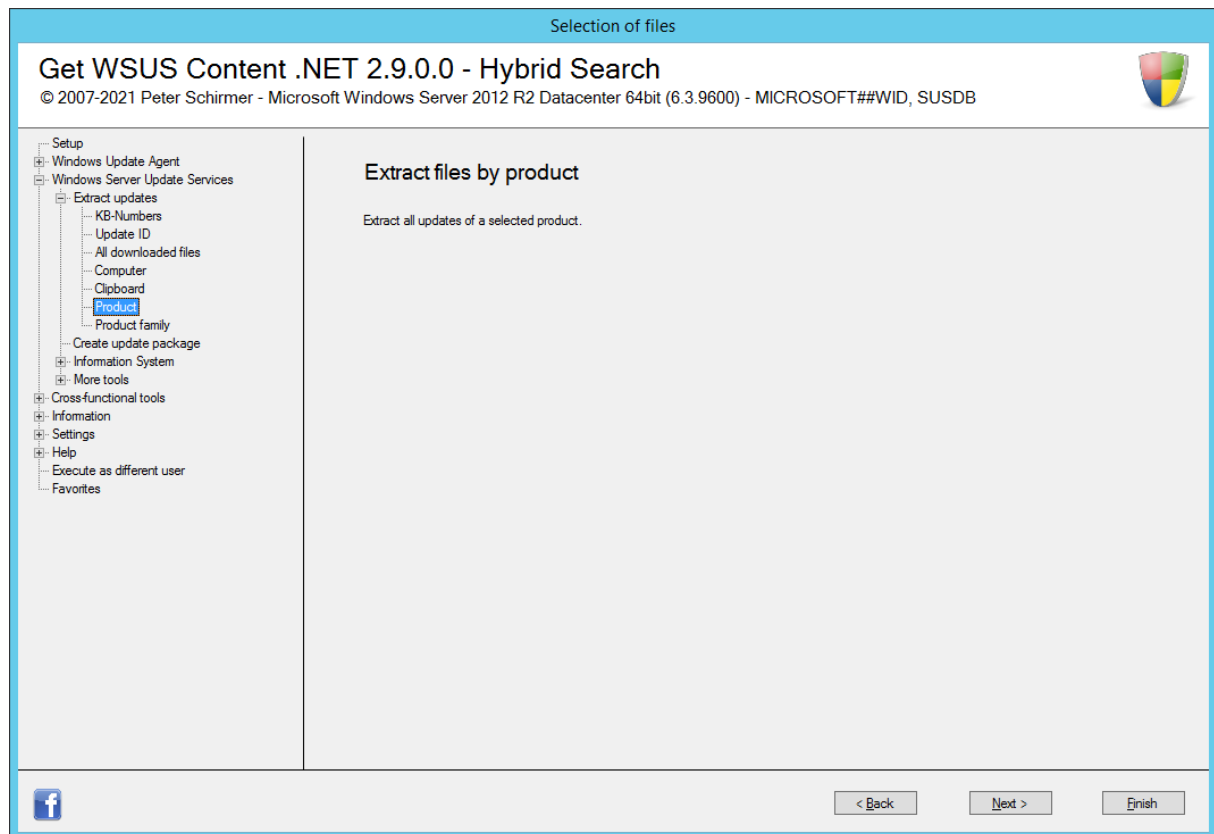
Update selection



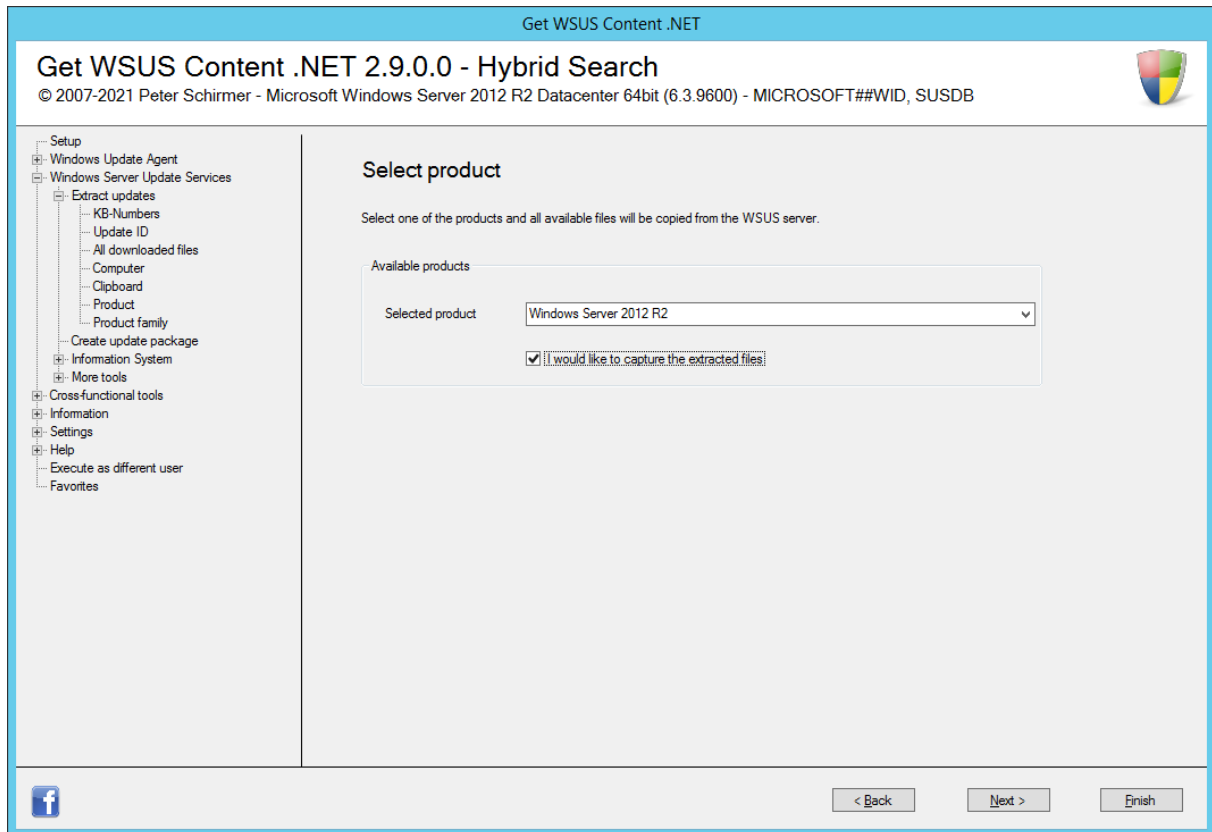
Display of the associated file

*Initial screen**Acquisition of the selected file*

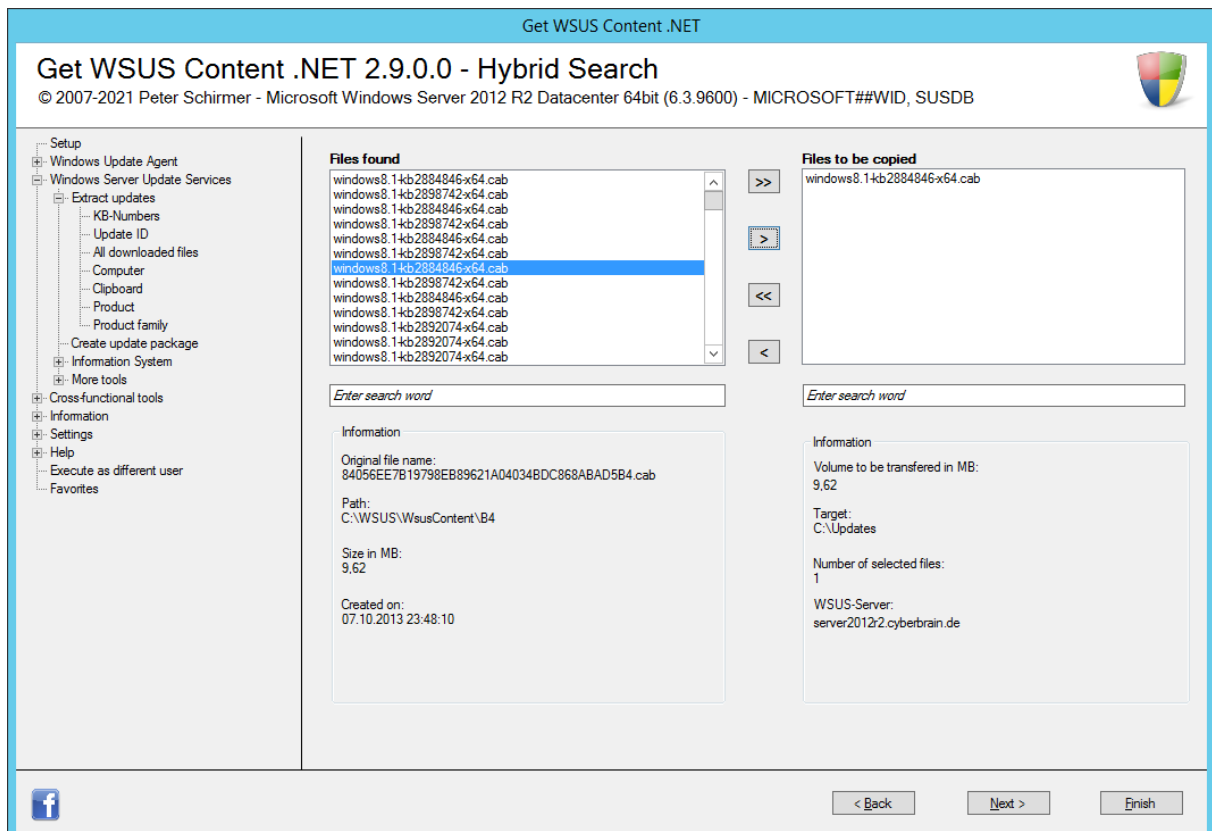
3.2.2.1.3 Product



Initial screen



Selection of the product



Files detected

Get WSUS Content .NET

Get WSUS Content .NET 2.9.0.0 - Hybrid Search

© 2007-2021 Peter Schirmer - Microsoft Windows Server 2012 R2 Datacenter 64bit (6.3.9600) - MICROSOFT##WID, SUSDB

Setup

Windows Update Agent

Windows Server Update Services

Extract updates

KB-Numbers

Update ID

All downloaded files

Computer

Clipboard

Product

Product family

Create update package

Information System

More tools

Cross-functional tools

Information

Settings

Help

Execute as different user

Favorites

Gather additional data

Gather files which are not delivered by Microsoft Update

Data to be saved

File:

C:\Updates\windows8.1-kb2884846-x64.cab

...

☒ I would like to prevent to delete the file

Description:

KB-2884846-x64

Product:

Windows Server 2012 R2

▼

Parameters:

w2k12r2

Installation phase:


Update

▼

Language:

Deutsch (Deutschland)

▼



< Back

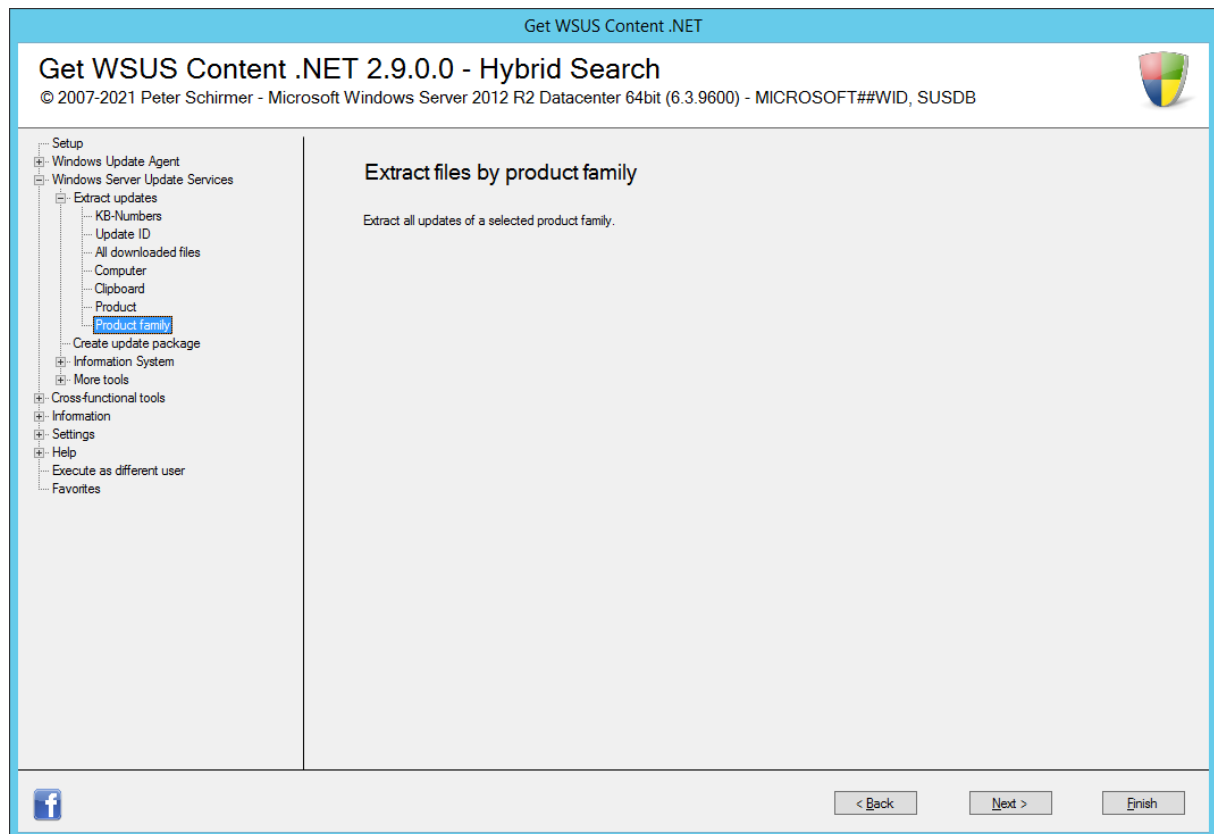
Next >

Finish

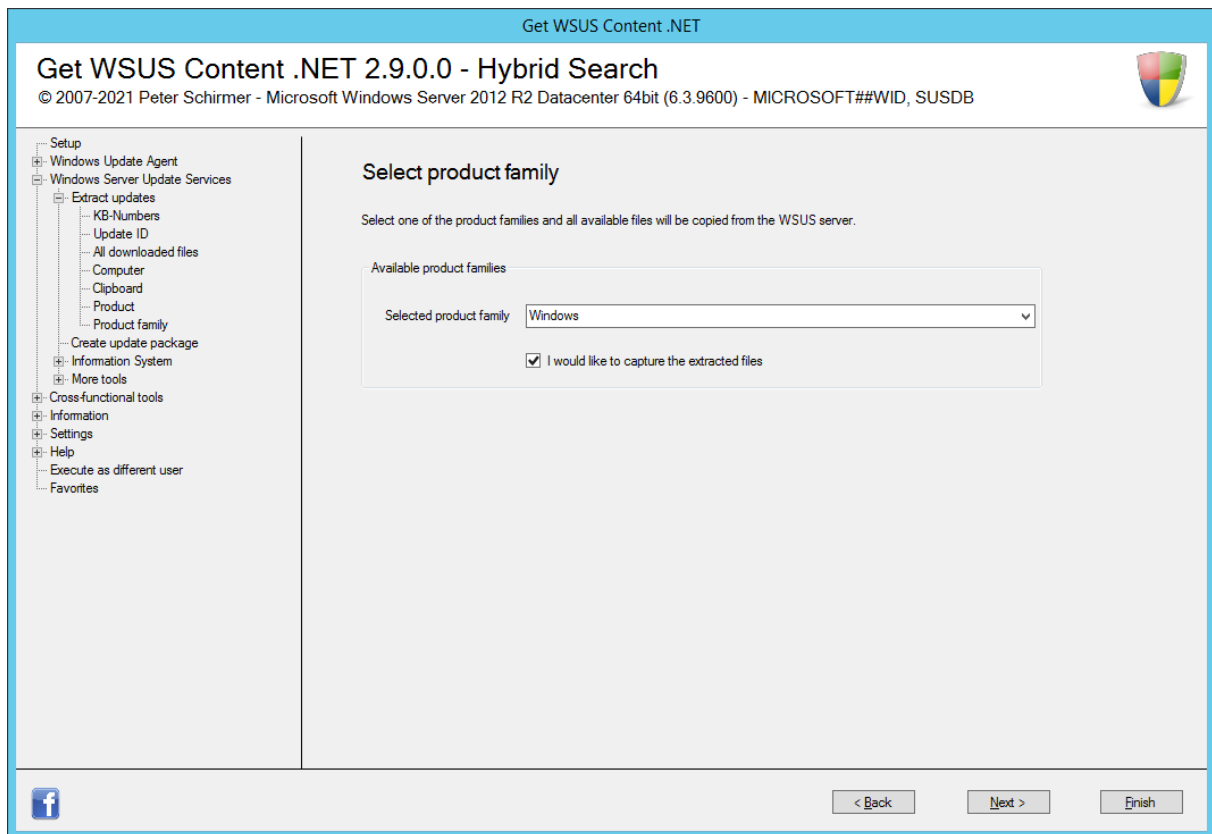
Acquisition of the selected file

61

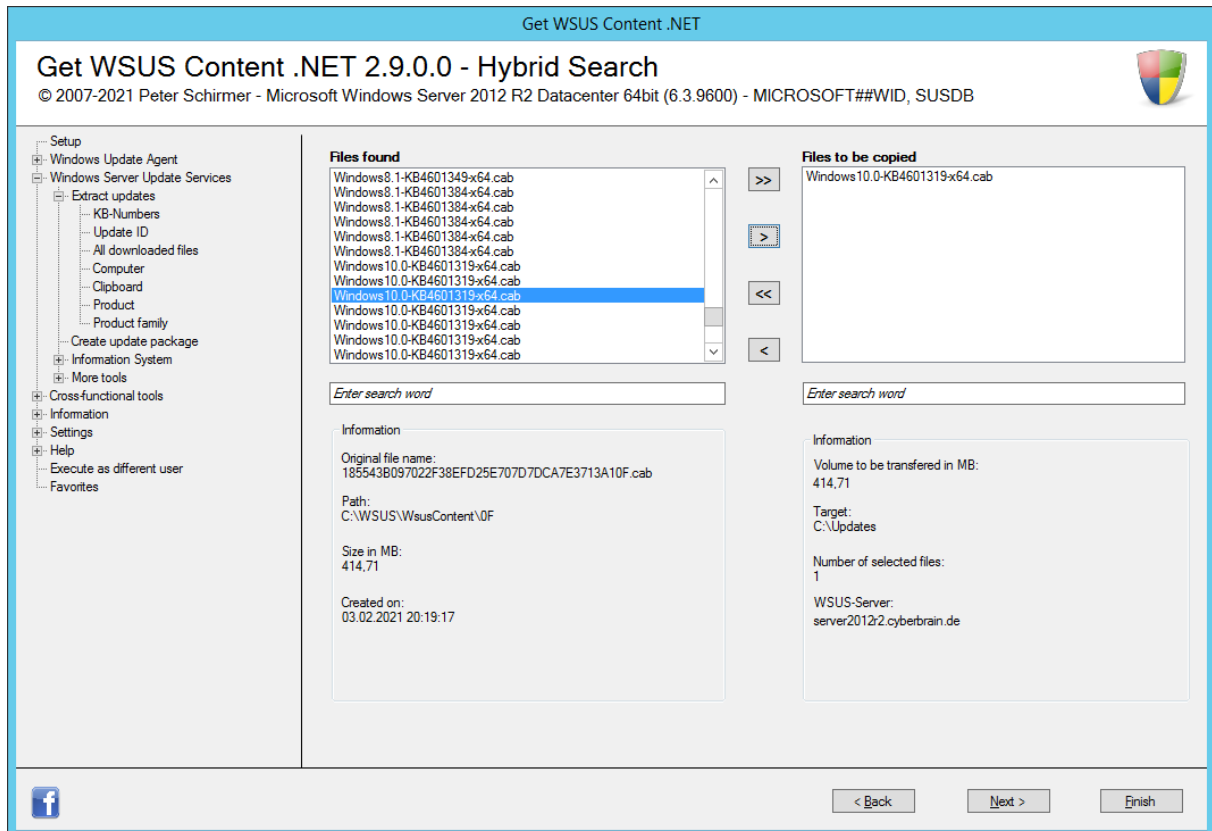
3.2.2.1.4 Product family



Initial screen



Selection of the product




Files detected

Get WSUS Content .NET

Get WSUS Content .NET 2.9.0.0 - Hybrid Search

© 2007-2021 Peter Schirmer - Microsoft Windows Server 2012 R2 Datacenter 64bit (6.3.9600) - MICROSOFT##WID, SUSDB



- Setup
 - Windows Update Agent
 - Windows Server Update Services
 - Extract updates
 - KB-Numbers
 - Update ID
 - All downloaded files
 - Computer
 - Clipboard
 - Product
 - Product family
 - Create update package
 - Information System
 - More tools
 - Cross-functional tools
 - Information
 - Settings
 - Help
 - Execute as different user
 - Favorites

Gather additional data

Gather files which are not delivered by Microsoft Update

Data to be saved

File: C:\Updates\Windows10.0-KB4601319-x64.cab

☒ I would like to prevent to delete the file


Description: KB4601319-x64

Product: Windows 10 64bit

Parameters: win1064

Installation phase: Update

Language: Deutsch (Deutschland)



< Back

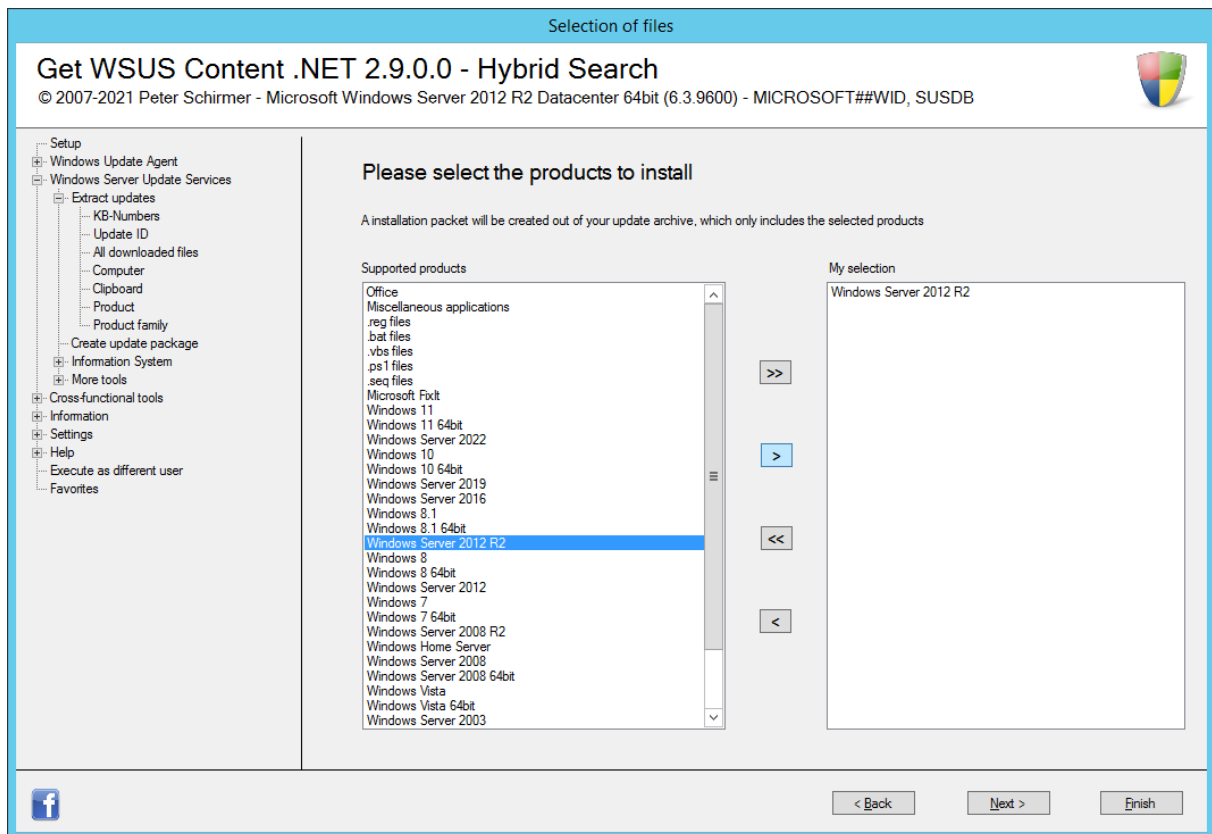
Next >

Finish

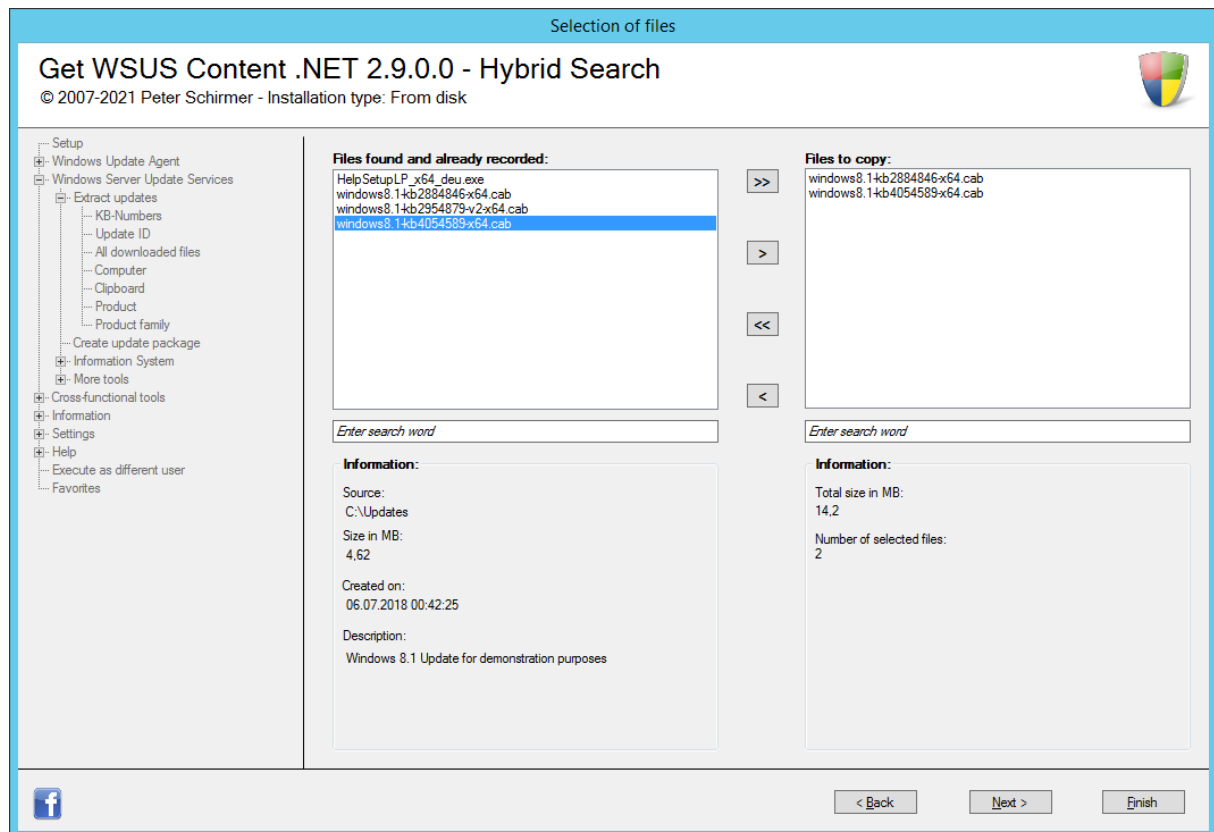
Acquisition of the selected file

64

3.2.2.2 Create update package



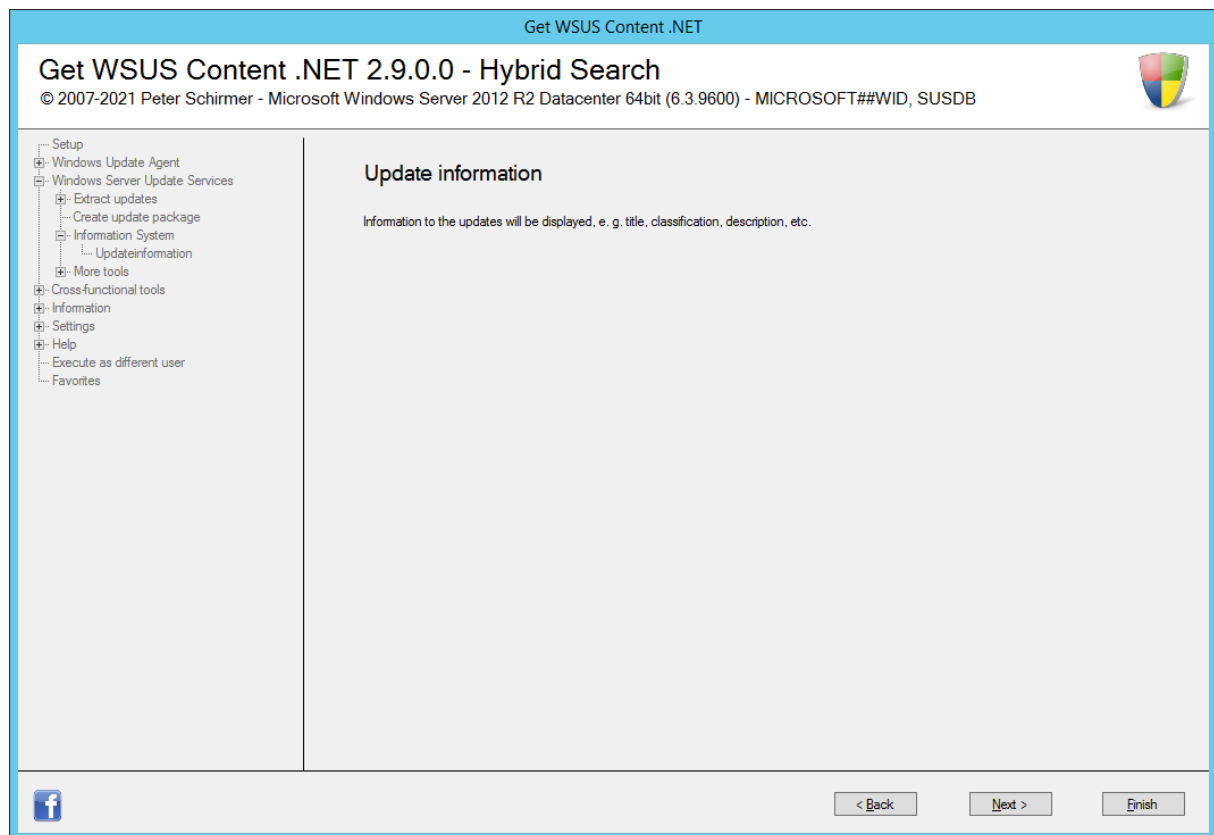
Selection of the product



Selection of the determined, associated files

3.2.2.3 Information system

3.2.2.4 Update information

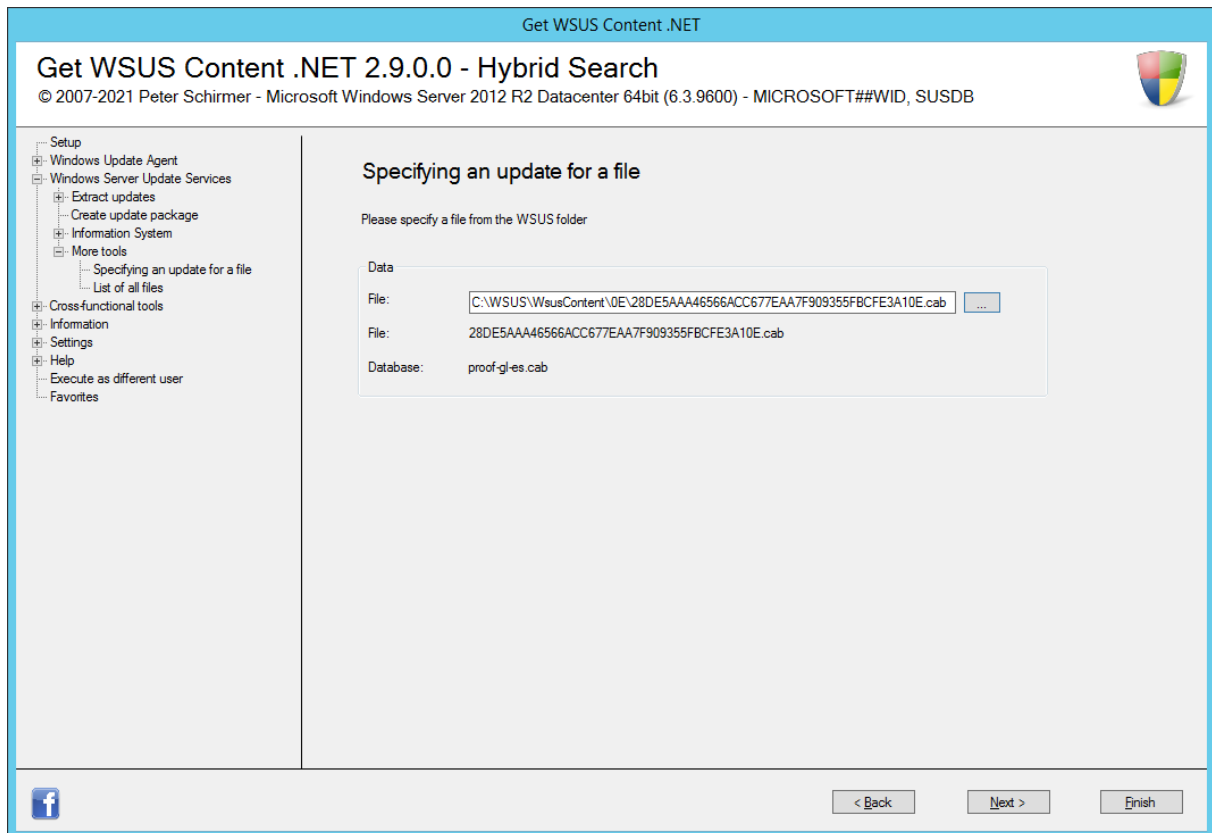


Initial screen

68

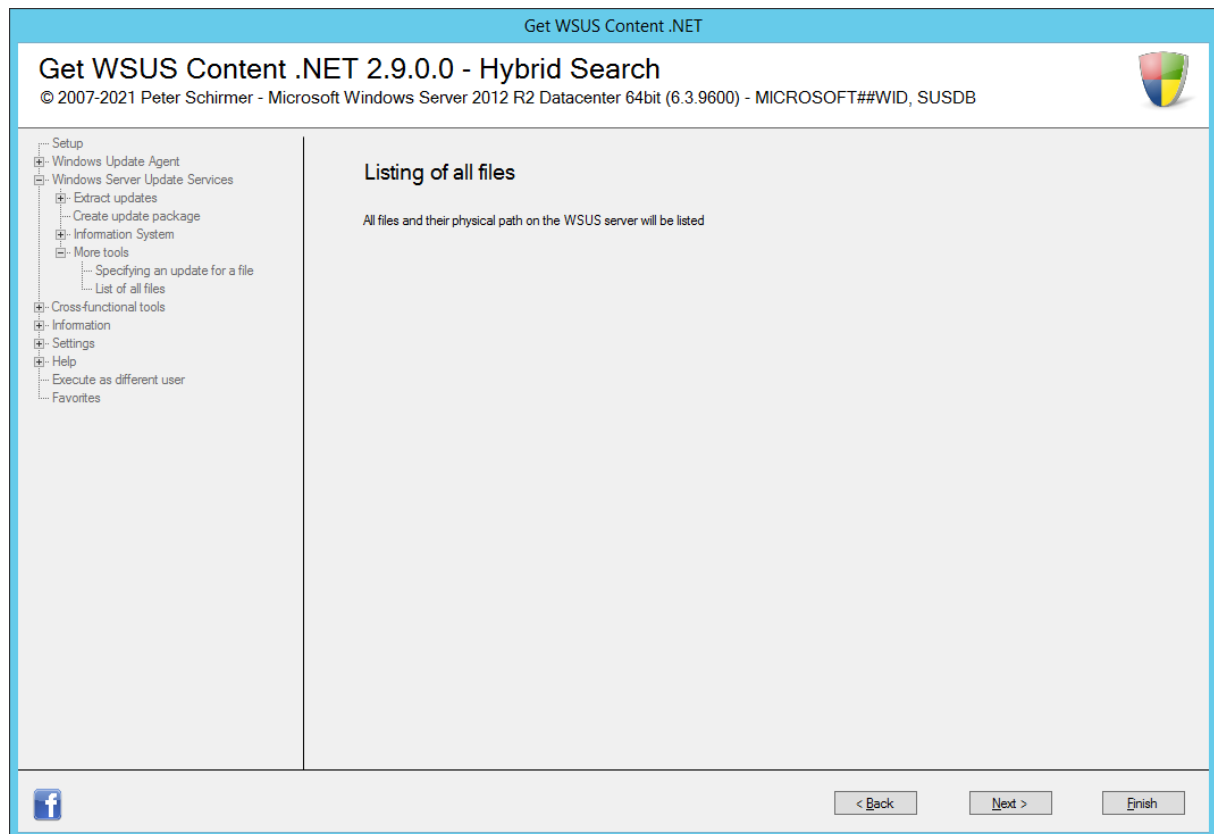
3.2.2.5 More tools

3.2.2.6 Specifying an update for a file



Determination of the file name

3.2.2.7 List of all files



Initial screen

Get WSUS Content .NET

Get WSUS Content .NET 2.9.0.0 - Hybrid Search

© 2007-2021 Peter Schirmer - Microsoft Windows Server 2012 R2 Datacenter 64bit (6.3.9600) - MICROSOFT##WID, SUSDB

- Setup
- Windows Update Agent
- Windows Server Update Services
 - Extract updates
 - Create update package
 - Information System
 - More tools
 - Specifying an update for a file
 - List of all files
- Cross-functional tools
- Information
- Settings
- Help
 - Execute as different user
 - Favorites

Information for server2012r2.cyberbrain.de

The below listed report displays the most important data

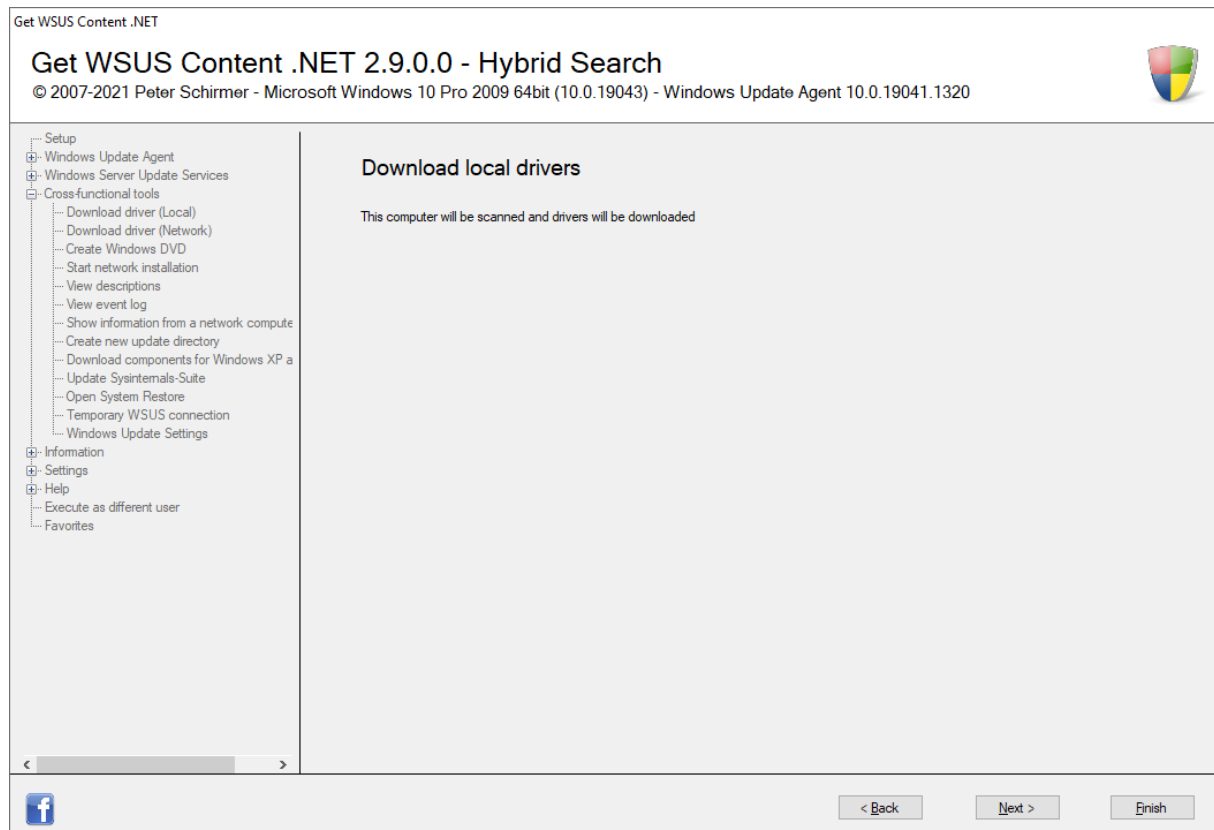
File	Database entry
windows8.1-kb4056568-x64.psif	C:\WSUS\WsusContent\72\00013679C04DDA9119AC16B7B2741E0D58E39972.psif
coreservemui-bs-latn-ba.cab	C:\WSUS\WsusContent\50\0008070438627FA95A9624BF309AB4AF4286A050.cab
coreservemui-bs-latn-ba.cab	C:\WSUS\WsusContent\50\0008070438627FA95A9624BF309AB4AF4286A050.cab
duetserversp-he-il.cab	C:\WSUS\WsusContent\3B\000A54518C7FE919E5CBB9461EE6EB968AEE33B.cab
lp.cab	C:\WSUS\WsusContent\DE\000CEA9CD98AE35AB803B580207BDB82133739DE.cab
windows8.1-kb3100919-x64.cab	C:\WSUS\WsusContent\01\00109F9CDC8A0A1C3EEB51F07DD0FFF42B99801.cab
ppsmamui-ga-ie.cab	C:\WSUS\WsusContent\4F\0011EAE3CF21428650146FEBB3138E230E37284F.cab
ppsmamui-ga-ie.cab	C:\WSUS\WsusContent\4F\0011EAE3CF21428650146FEBB3138E230E37284F.cab
windows10.0-kb4486159-x64.cab	C:\WSUS\WsusContent\26\0017BEF3AD7B34EB8EA5E23223C82DE2FC981226.cab
windows10.0-kb4486159-x64.cab	C:\WSUS\WsusContent\26\0017BEF3AD7B34EB8EA5E23223C82DE2FC981226.cab
windows10.0-kb4486159-x64.cab	C:\WSUS\WsusContent\26\0017BEF3AD7B34EB8EA5E23223C82DE2FC981226.cab
Windows10.0-KB5005573-x86-express.cab	C:\WSUS\WsusContent\8D\001BFD1FF2F47664D78FE15FBBD345F0A718208D.cab
lp.cab	C:\WSUS\WsusContent\5E\001F8175ED04FA8678D3A705D08B2A768F21295E.cab
lp.cab	C:\WSUS\WsusContent\5E\001F8175ED04FA8678D3A705D08B2A768F21295E.cab
lp.cab	C:\WSUS\WsusContent\5E\001F8175ED04FA8678D3A705D08B2A768F21295E.cab
WindowsUpdateBox.exe	C:\WSUS\WsusContent\E0\0020947FEF11D60F8F609DCABEA51BFC98F442E0.cab
WindowsUpdateBox.exe	C:\WSUS\WsusContent\E0\0020947FEF11D60F8F609DCABEA51BFC98F442E0.cab
WindowsUpdateBox.exe	C:\WSUS\WsusContent\8A\0021ADB11F98EBC5D7E68C4974545582CCE0968A.exe
WindowsUpdateBox.exe	C:\WSUS\WsusContent\8A\0021ADB11F98EBC5D7E68C4974545582CCE0968A.exe

< Back
Next >
Finish

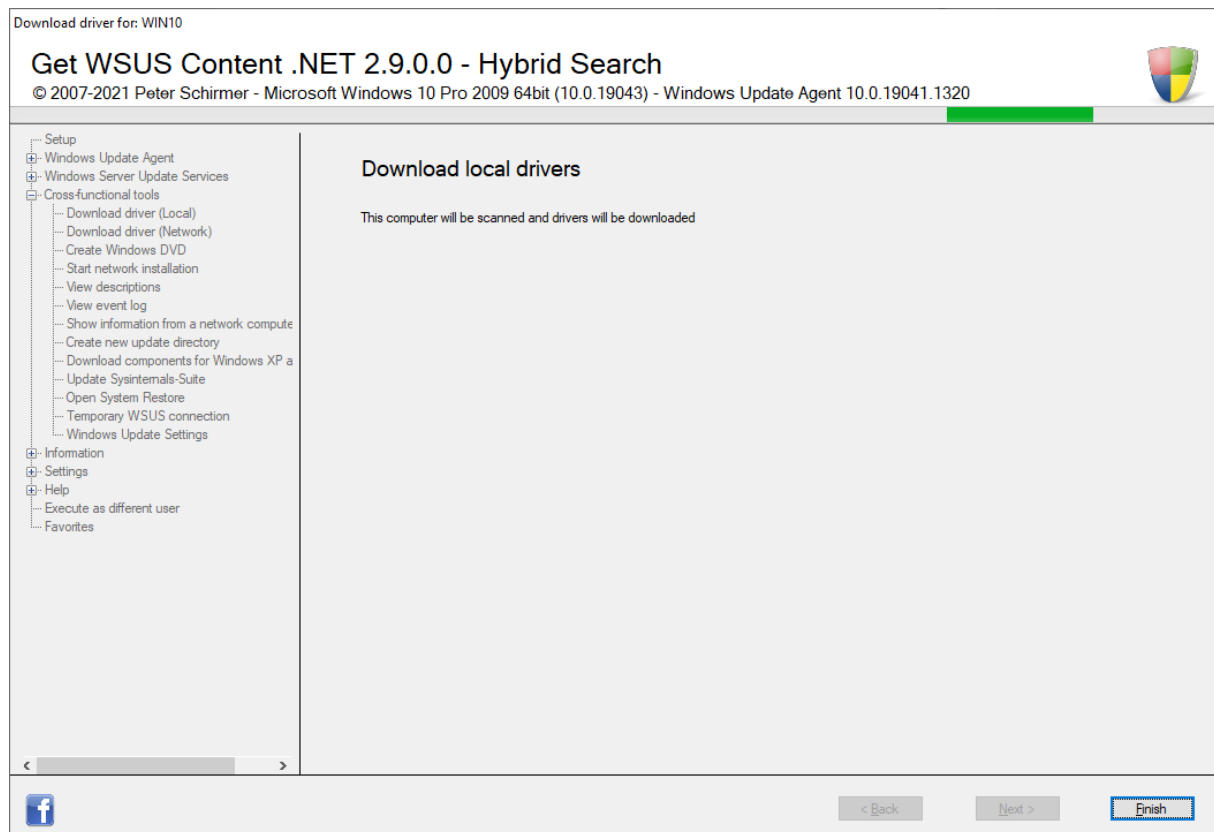
Listing of the files with the original file names incl. path details

3.2.3 Cross-functional tools

3.2.3.1 Download Driver (Local)



Initial screen




Download the drivers

3.2.3.2 Download Driver (Network)

Get WSUS Content .NET

Get WSUS Content .NET 2.9.0.0 - Hybrid Search

© 2007-2021 Peter Schirmer - Microsoft Windows 10 Pro 2009 64bit (10.0.19043) - Windows Update Agent 10.0.19041.1320



- Setup
 - Windows Update Agent
 - Windows Server Update Services
 - Cross-functional tools
 - Download driver (Local)
 - Download driver (Network)
 - Create Windows DVD
 - Start network installation
 - View descriptions
 - View event log
 - Show information from a network compute
 - Create new update directory
 - Download components for Windows XP a
 - Update Sysinternals-Suite
 - Open System Restore
 - Temporary WSUS connection
 - Windows Update Settings
- Information
 - Settings
 - Help
 - Execute as different user
 - Favorites

Download driver of network computers

The below mentioned computer will be scanned and its drivers will be downloaded

Network computer

Network computer:

Use name or IP address

Password administrator:

< Back Next > Finish

Specification of the network computer and administrator password

3.2.3.2.1 Create Windows DVD

Create Windows DVD

Get WSUS Content .NET 2.9.0.0 - Hybrid Search

© 2007-2021 Peter Schirmer - Microsoft Windows 10 Pro 2009 64bit (10.0.19043) - Windows Update Agent 10.0.19041.1320

Setup

Windows Update Agent

Windows Server Update Services

Cross-functional tools

Download driver (Local)

Download driver (Network)

Create Windows DVD

Start network installation

View descriptions

View event log

Show information from a network compute

Create new update directory

Download components for Windows XP a

Update Sysinternals-Suite

Open System Restore

Temporary WSUS connection

Windows Update Settings

Information

Settings

Help

Execute as different user

Favorites

Create bootable Windows DVD

The following data will be used to create a bootable Windows DVD

Tool

WADK: Windows 11 / Server 2022

Path: C:\Program Files (x86)\Windows Kits\10

Where do I can download the WADK?

Product DVD

Path: C:\Updates\DVD

< Back

Next >

Finish


Creation of the medium

3.2.3.2.2 Start network installation

Get WSUS Content .NET

Get WSUS Content .NET 2.9.0.0 - Hybrid Search

© 2007-2021 Peter Schirmer - Microsoft Windows 10 Pro 2009 64bit (10.0.19043) - Windows Update Agent 10.0.19041.1320



- Setup
 - Windows Update Agent
 - Windows Server Update Services
 - Cross-functional tools
 - Download driver (Local)
 - Download driver (Network)
 - Create Windows DVD
 - Start network installation
 - View descriptions
 - View event log
 - Show information from a network compute
 - Create new update directory
 - Download components for Windows XP a
 - Update Sysinternals-Suite
 - Open System Restore
 - Temporary WSUS connection
 - Windows Update Settings
 - Information
 - Settings
 - Help
 - Execute as different user
 - Favorites

Network installation

Please fill out the fields to start a network installation

Details

Target computer:

Password administrator

User target computer:

Password:

User network share:

Password:

Temporary network share:

< Back Next > Finish


Details for the network installation

3.2.3.2.3 View descriptions

Get WSUS Content .NET

Get WSUS Content .NET 2.9.0.0 - Hybrid Search

© 2007-2021 Peter Schirmer - Microsoft Windows 10 Pro 2009 64bit (10.0.19043) - Windows Update Agent 10.0.19041.1320




- Setup
 - Windows Update Agent
 - Windows Server Update Services
 - Cross-functional tools
 - Download driver (Local)
 - Download driver (Network)
 - Create Windows DVD
 - Start network installation
 - View descriptions
 - View event log
 - Show information from a network compute
 - Create new update directory
 - Download components for Windows XP a
 - Update Sysinternals-Suite
 - Open System Restore
 - Temporary WSUS connection
 - Windows Update Settings
- Information
- Settings
- Help
 - Execute as different user
 - Favorites

Description

The below listed report displays the most important data

KB number	Title	Description	File name
925673	MSXML 6.0 RTM Sicherheitsupdate(925673)	Eine Sicherheitslücke in Microsoft XML Core Ser...	msxml6-kb92567...
2538243	Sicherheitsupdate für Microsoft Visual C++ 2008 ...	Ein Sicherheitsproblem wurde erkannt, das bei ...	vcredist_x86_47...
2669970	Sicherheitsupdate für Microsoft Visual Studio 20...	Ein Sicherheitsproblem wurde erkannt, das bei A...	vs90sp1-kb2669...
2565063	Sicherheitsupdate für Microsoft Visual C++ 2010 ...	Ein Sicherheitsproblem wurde erkannt, das bei ...	vcredist_x64_15...
2565057	Sicherheitsupdate für Microsoft Visual Studio 20...	Ein Sicherheitsproblem wurde erkannt, das bei ...	vs10sp1-kb2565...
2645410	Sicherheitsupdate für Microsoft Visual Studio 20...	Ein Sicherheitsproblem wurde erkannt, das bei A...	vs10sp1-kb2645...
2850036	Service Pack 1 für Microsoft Office 2013 (KB 28...	Service Pack 1 für Microsoft Office 2013 32-Bit...	clientsharedmuis...
3039798	Sicherheitsupdate für Microsoft Office 2013 (KB...	Microsoft Office 2013 32-Bit-Edition enthält ein S...	ieawsdco-x-none...
3039794	Sicherheitsupdate für Microsoft Office 2013 (KB...	Microsoft Office 2013 32-Bit-Edition enthält ein S...	mscomctlco-x-n...
3039746	Sicherheitsupdate für Microsoft Office 2013 (KB...	Microsoft Office 2013 32-Bit-Edition enthält ein S...	otkruntimertl-x-n...
2979596	Microsoft SQL Server 2008 Service Pack 4 (KB...	Mit Service Pack 4 für Microsoft SQL Server 20...	sqlserver2008sp...
3191937	Sicherheitsupdate für Skype for Business 2015 (...)	Skype for Business 2015 32-Bit-Edition enthält ei...	lynchelp-de-de...
3162051	Sicherheitsupdate für Microsoft Office 2013 (KB...	Microsoft Office 2013 32-Bit-Edition enthält ein S...	dcf-x-none_230...
3213564	Sicherheitsupdate für Microsoft Office 2013 (KB...	Microsoft Office 2013 32-Bit-Edition enthält ein S...	conv-x-none_fe...
4011580	Sicherheitsupdate für Microsoft Office 2013 (KB...	Microsoft Office 2013 32-Bit-Edition enthält ein S...	eqnedt32-x-non...
4022188	Sicherheitsupdate für Microsoft Office 2013 (KB...	Microsoft Office 2013 32-Bit-Edition enthält ein S...	ose-x-none_865...
4022189	Sicherheitsupdate für Microsoft Office 2013 (KB...	Microsoft Office 2013 32-Bit-Edition enthält ein S...	osetup-x-none_b...
3172522	Sicherheitsupdate für Microsoft Office 2013 (KB...	Microsoft Office 2013 32-Bit-Edition enthält ein S...	msoshevi-x-none...


< Back
Next >
Finish


Output

3.2.3.2.4 View event log

Get WSUS Content .NET

Get WSUS Content .NET 2.9.0.0 - Hybrid Search

© 2007-2021 Peter Schirmer - Microsoft Windows 10 Pro 2009 64bit (10.0.19043) - Windows Update Agent 10.0.19041.1320




- Setup
 - Windows Update Agent
 - Windows Server Update Services
 - Cross-functional tools
 - Download driver (Local)
 - Download driver (Network)
 - Create Windows DVD
 - Start network installation
 - View descriptions
 - View event log
 - Show information from a network compute
 - Create new update directory
 - Download components for Windows XP a
 - Update Sysinternals-Suite
 - Open System Restore
 - Temporary WSUS connection
 - Windows Update Settings
- Information
 - Settings
 - Help
 - Execute as different user
 - Favorites

Event log

The below listed report displays the most important data

Date and time	Notice
28.11.2021 17:28:14	The image C:\Updates\DVD.iso has been created.
28.11.2021 10:13:24	Duration: 5,16 Minutes
28.11.2021 10:13:24	End of examination:10:13:24
28.11.2021 10:09:39	The offline catalogue was downloaded.
28.11.2021 10:08:15	The offline catalogue will be downloaded from the Microsoft Servers.
28.11.2021 10:08:15	Start of examination: 10:08:15
28.11.2021 10:08:14	Duration: 0,19 Minutes
28.11.2021 10:08:14	End of examination:10:08:14
28.11.2021 10:08:14	The download of the following KB number is incorrect: 5007186
28.11.2021 10:08:14	The download of the following KB number is incorrect: 4023057
28.11.2021 10:08:03	Start of examination: 10:08:03
28.11.2021 08:00:54	The following updates are not installed on the computer
28.11.2021 08:00:54	Duration: 5,94 Minutes
28.11.2021 08:00:54	End of examination:08:00:54
28.11.2021 07:56:22	The offline catalogue was downloaded.
28.11.2021 07:54:58	The offline catalogue will be downloaded from the Microsoft Servers.
28.11.2021 07:54:58	Start of examination: 07:54:58



< Back

Next >

Finish


Output

3.2.3.2.5 Show information of a network computer

Get WSUS Content .NET

Get WSUS Content .NET 2.9.0.0 - Hybrid Search

© 2007-2021 Peter Schirmer - Microsoft Windows 10 Pro 2009 64bit (10.0.19043) - Windows Update Agent 10.0.19041.1320



- Setup
 - Windows Update Agent
 - Windows Server Update Services
 - Cross-functional tools
 - Download driver (Local)
 - Download driver (Network)
 - Create Windows DVD
 - Start network installation
 - View descriptions
 - View event log
 - Show information from a network compute
 - Create new update directory
 - Download components for Windows XP a
 - Update Sysinternals-Suite
 - Open System Restore
 - Temporary WSUS connection
 - Windows Update Settings
- Information
- Settings
- Help
- Execute as different user
- Favorites

Determine computer information

For the given computer the below mentioned information will be displayed

Input

Computer:

Admin password:

Operating system: Microsoft Windows Server 2012 R2 Datacenter

Version: 6.3.9600

Service Pack: Not specified

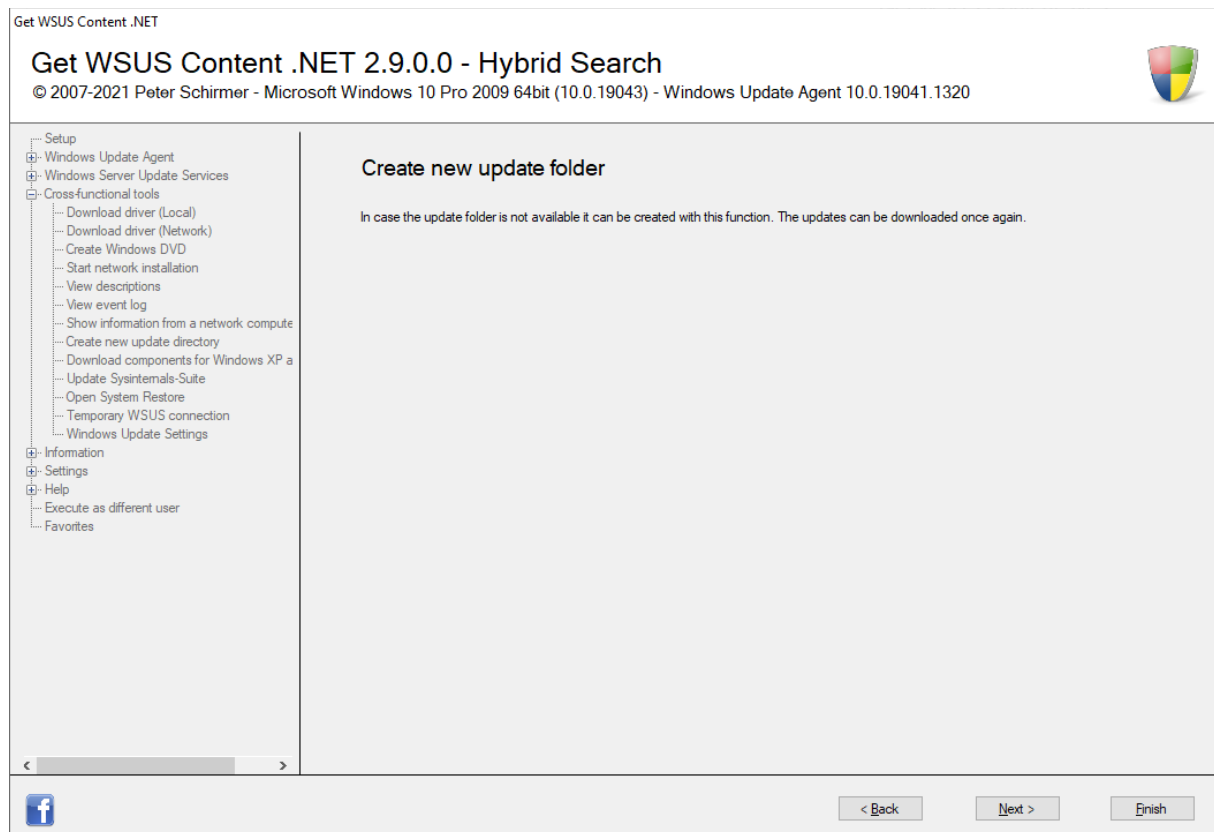
Architecture: 64-Bit

Processor: Intel(R) Core(TM) i3-6100 CPU @ 3.70GHz

< Back Next > Finish

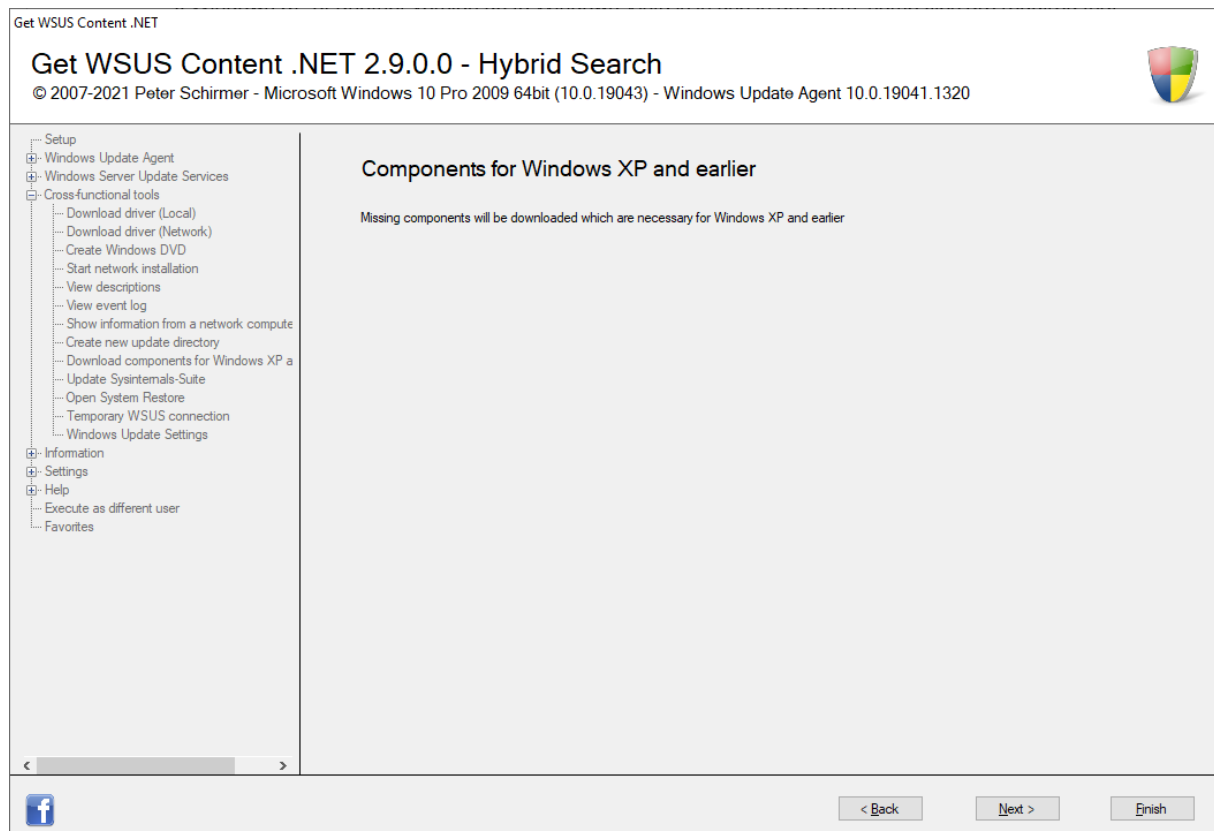
Output

3.2.3.2.6 Create new update directory



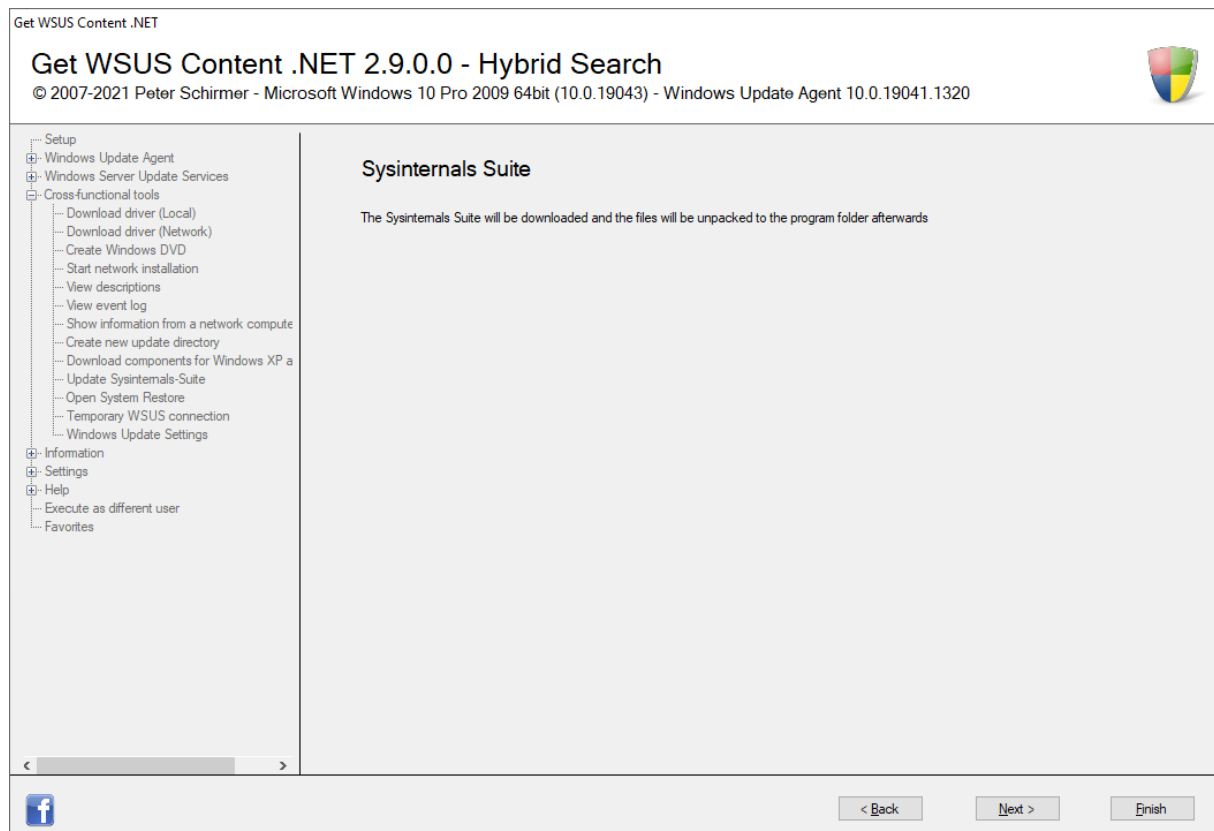
Initial screen

3.2.3.2.7 Download components for Windows XP and earlier



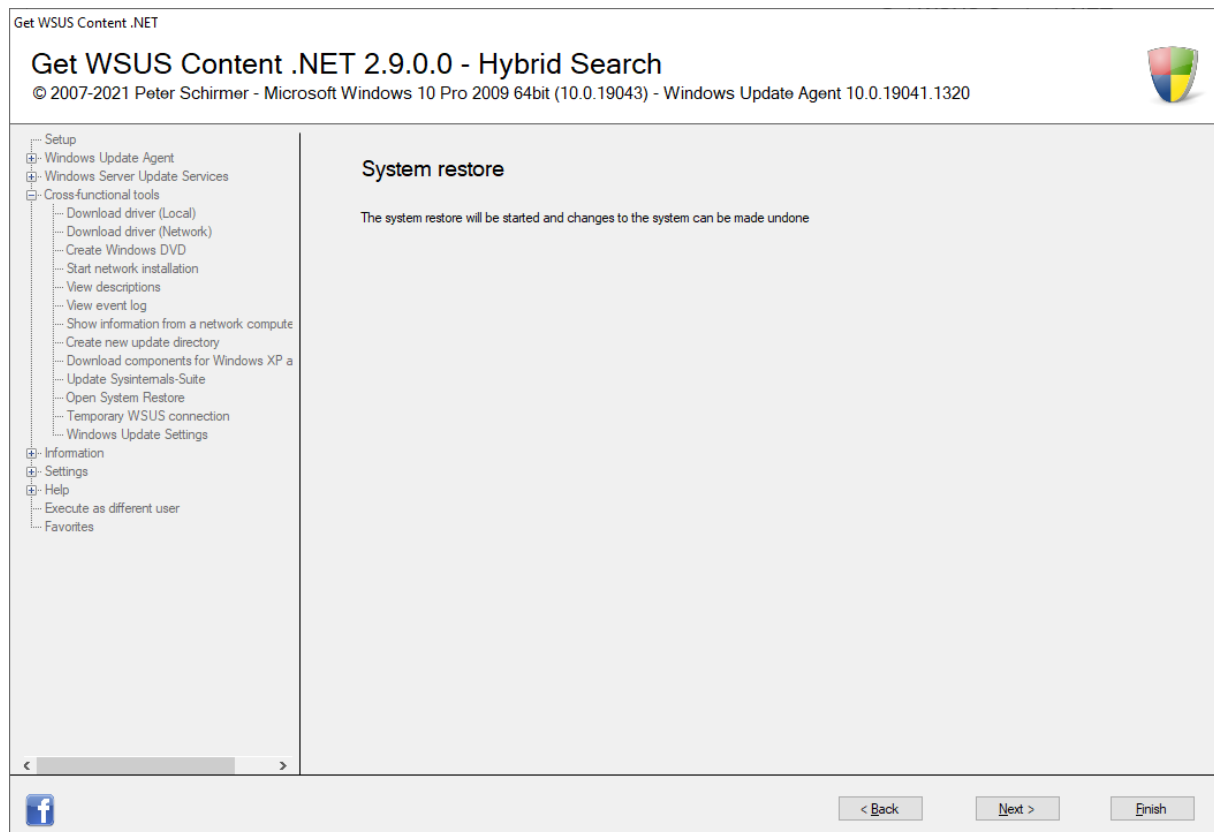
Initial screen

3.2.3.2.8 Update Sysinternals Suite



Initial screen

3.2.3.2.9 Open System Restore




Initial screen

3.2.3.2.10 Temporary WSUS connection

Get WSUS Content .NET

Get WSUS Content .NET 2.9.0.0 - Hybrid Search

© 2007-2021 Peter Schirmer - Microsoft Windows 10 Pro 2009 64bit (10.0.19043) - Windows Update Agent 10.0.19041.1320



- Setup
 - Windows Update Agent
 - Windows Server Update Services
 - Cross-functional tools
 - Download driver (Local)
 - Download driver (Network)
 - Create Windows DVD
 - Start network installation
 - View descriptions
 - View event log
 - Show information from a network compute
 - Create new update directory
 - Download components for Windows XP a
 - Update Sysinternals-Suite
 - Open System Restore
 - Temporary WSUS connection
 - Windows Update Settings
- Information
- Settings
- Help
- Execute as different user
- Favorites

Establish temporarily connection to a WSUS server

Please enter the following information to create a short-term connection with a WSUS-Server

Establish connection

☒ I would like to establish a connection to a WSUS server

WSUS-Server:
Example: http://intranet.Upd01

WSUS-Status-Server:
Example: http://intranet.Upd01


Alternative Download server:
Example: http://intranet.Upd01

Computer group:

Computer:
Use name or IP address

Remove connection

☐ I would like to remove the connection to a WSUS server




Temporarily connect to a WSUS server

3.2.3.2.11 Windows Update settings

Get WSUS Content .NET

Get WSUS Content .NET 2.9.0.0 - Hybrid Search

© 2007-2021 Peter Schirmer - Microsoft Windows 10 Pro 2009 64bit (10.0.19043) - Windows Update Agent 10.0.19041.1320



- Setup
 - Windows Update Agent
 - Windows Server Update Services
 - Cross-functional tools
 - Download driver (Local)
 - Download driver (Network)
 - Create Windows DVD
 - Start network installation
 - View descriptions
 - View event log
 - Show information from a network computer
 - Create new update directory
 - Download components for Windows XP a
 - Update Sysinternals-Suite
 - Open System Restore
 - Temporary WSUS connection
 - Windows Update Settings
- Information
- Settings
- Help
- Execute as different user
- Favorites

Settings for Microsoft Update

Specify if the computer shall get updates for Microsoft products by Windows Update

Target

☒ This computer

☐ Network computer:

Password computer\admin

Settings

☐ Do not use Microsoft Update

☒ Use Microsoft Update

Options:

Scheduled install day:


Scheduled install time:

☐ Defer updates (only Windows 10 and higher)

☐ Take back settings

Windows 10 Upgrade

☐ Deactive automatic update to Windows 10 (including Windows 8.1)



Settings for Microsoft Update

3.2.4 Information

Information is stored by Get WSUS Content .NET in various files and directories. These can be opened and viewed.

3.2.4.1 Open update folder

The update directory contains all downloaded updates and unpacked files, as well as the directories necessary for integrating the updates into Windows and Office DVDs.

The default directory is C:\Updates.

3.2.4.2 Open programme folder

The programme directory contains all files that are necessary for the execution of Get WSUS Content .NET. When restoring the update directory, some files are copied from this directory.

The default directory is C:\Programmes\GWC.

3.2.4.3 Open backup folder

Get WSUS Content .NET saves files such as the list of updates found, the list of files to exclude, etc. in the backup directory.

The default directory is the "GWC Backups" folder in the "Documents" folder.

3.2.4.4 Open update file

The update file "Updates.csv" is opened with the standard programme. The update file contains all registered updates, including the installation parameters and descriptions.

3.2.4.5 Open information file

The information file "Infos.txt" is opened with the standard programme. The file contains basic information about each update (e.g. the download address).

3.2.4.6 Open exclude file

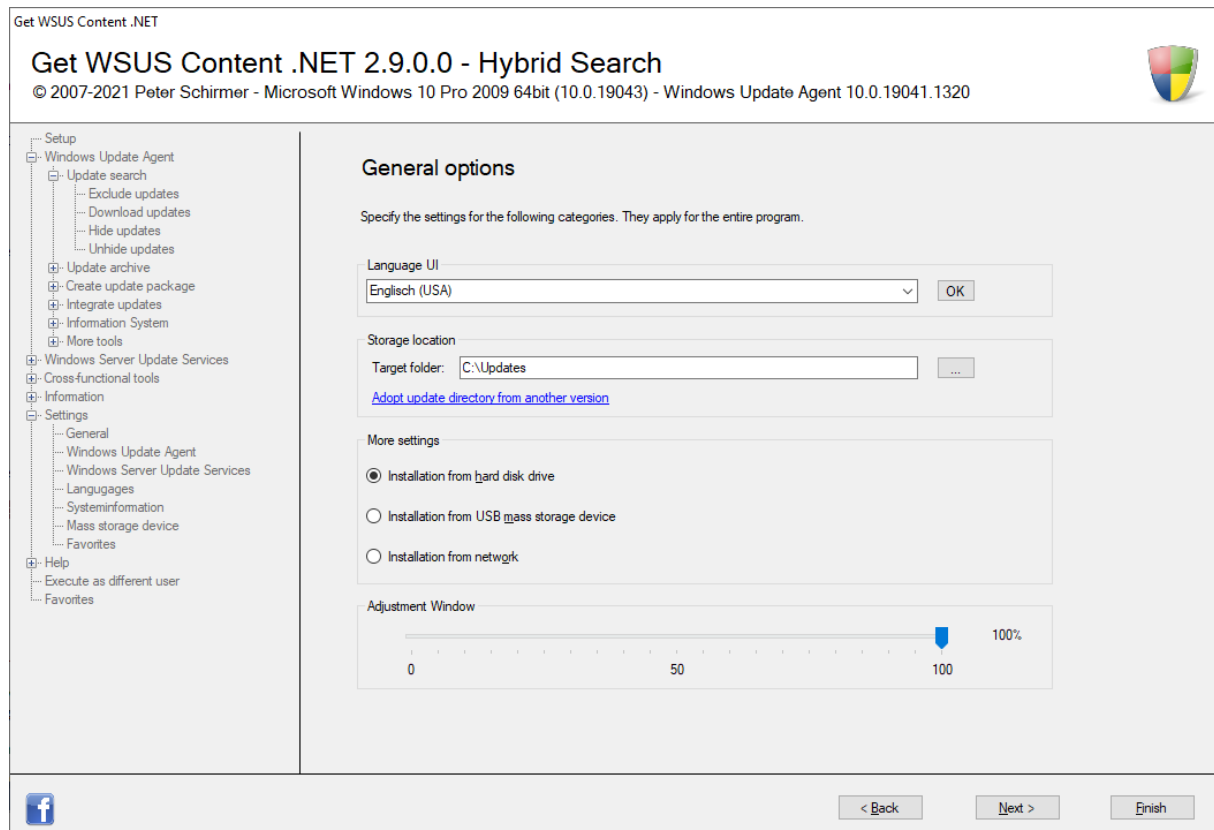
The file "Exclude_KB.txt", which lists all KB numbers that are not to be processed further, is opened with the standard programme.

3.2.4.7 Show Windows Update Agent return values

Error codes that may occur during execution are listed by Microsoft under the link called.

3.3 Settings

3.3.1 General




General settings

3.3.1 Windows Update Agent

Get WSUS Content .NET

Get WSUS Content .NET 2.9.0.0 - Hybrid Search

© 2007-2021 Peter Schirmer - Microsoft Windows 10 Pro 2009 64bit (10.0.19043) - Windows Update Agent 10.0.19041.1320



- Setup
- Windows Update Agent
- Windows Server Update Services
- Cross-functional tools
- Information
- Settings
- General
- Windows Update Agent
- Windows Server Update Services
- Langugages
- Systeminformation
- Mass storage device
- Favorites
- Help
- Execute as different user
- Favorites

General options

Specify the settings for the following categories. They apply for the entire program.

More settings

Update source:

Scanmode

☐ Online

☐ Offline


☒ Hybrid

Identified products

ASP.NET Web Frameworks
Office 2013
Security Updates
SQL Server 2008
SQL Server Feature Pack
Visual Studio 2008
Visual Studio 2010

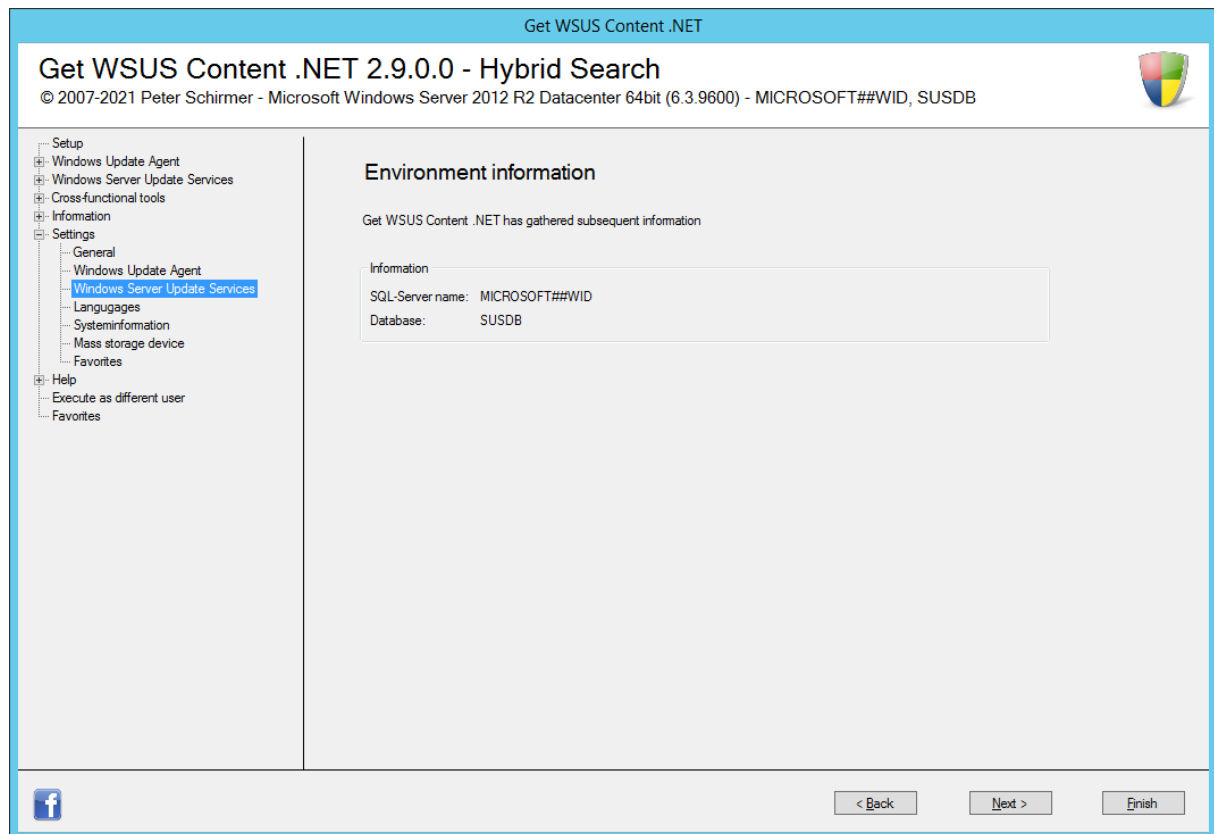
[Update identified products](#)

[Click here to download updates for Office, Visual Studio and more](#)

< BackNext >Finish

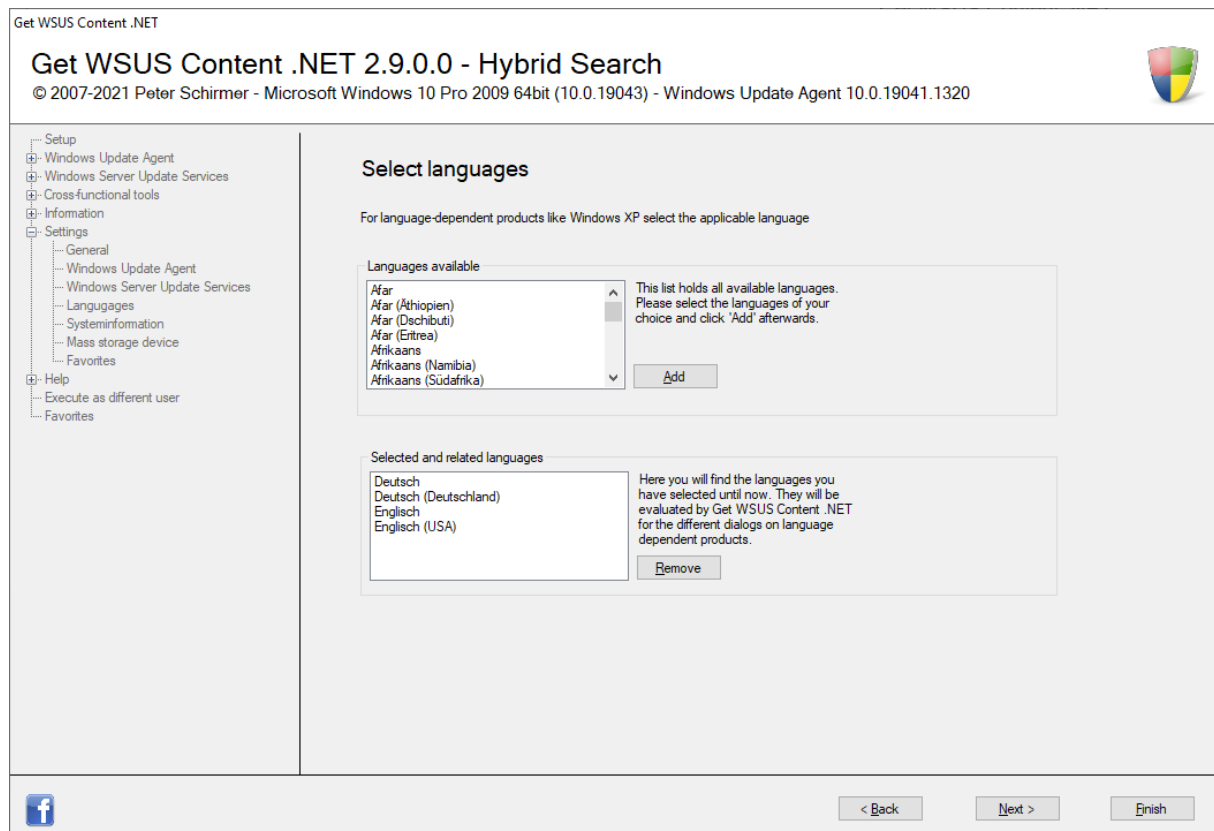
Settings for the update source

3.3.1 Windows Server Update Services



Database information

3.3.2 Languages




Language settings (up to and including Windows XP)

3.3.3 System information

Get WSUS Content .NET

Get WSUS Content .NET 2.9.0.0 - Hybrid Search

© 2007-2021 Peter Schirmer - Microsoft Windows 10 Pro 2009 64bit (10.0.19043) - Windows Update Agent 10.0.19041.1320



Setup

Windows Update Agent

Windows Server Update Services

Cross-functional tools

Information

Settings

General

Windows Update Agent

Windows Server Update Services

Langugages

Systeminformation

Mass storage device

Favorites

Help

Execute as different user

Favorites

Environment information

Get WSUS Content .NET has gathered subsequent information

Information

Computer: WIN10

IP address: 172.20.144.1

System: Microsoft Windows 10 Pro 2009

Language: DEU / 1031

System type: 64-Bit


Version: 10.0.19043

User: peter

Framework: 4.0.30319.42000

Application: 2.9.0.0

Compiled: 28.11.2021 10:07



< Back

Next >

Finish


System information

3.3.4 Mass storage device

Get WSUS Content .NET

Get WSUS Content .NET 2.9.0.0 - Hybrid Search

© 2007-2021 Peter Schirmer - Microsoft Windows 10 Pro 2009 64bit (10.0.19043) - Windows Update Agent 10.0.19041.1320



- Setup
 - Windows Update Agent
 - Windows Server Update Services
 - Cross-functional tools
 - Information
 - Settings
 - General
 - Windows Update Agent
 - Windows Server Update Services
 - Langugages
 - Systeminformation
 - Mass storage device
 - Favorites
 - Help
 - Execute as different user
 - Favorites

Create bootable device

Please specify the information below to create a bootable device

Select mass-storage device

Mass-storage device: [Show in Explorer](#)

Data for mass-storage device

☒ I would like to prepare the mass-storage device and copy the data


Primary partition in %:

Primary partition in MB:


☐ I would like to copy the data only

Additional data

Product key:



Create bootable USB stick

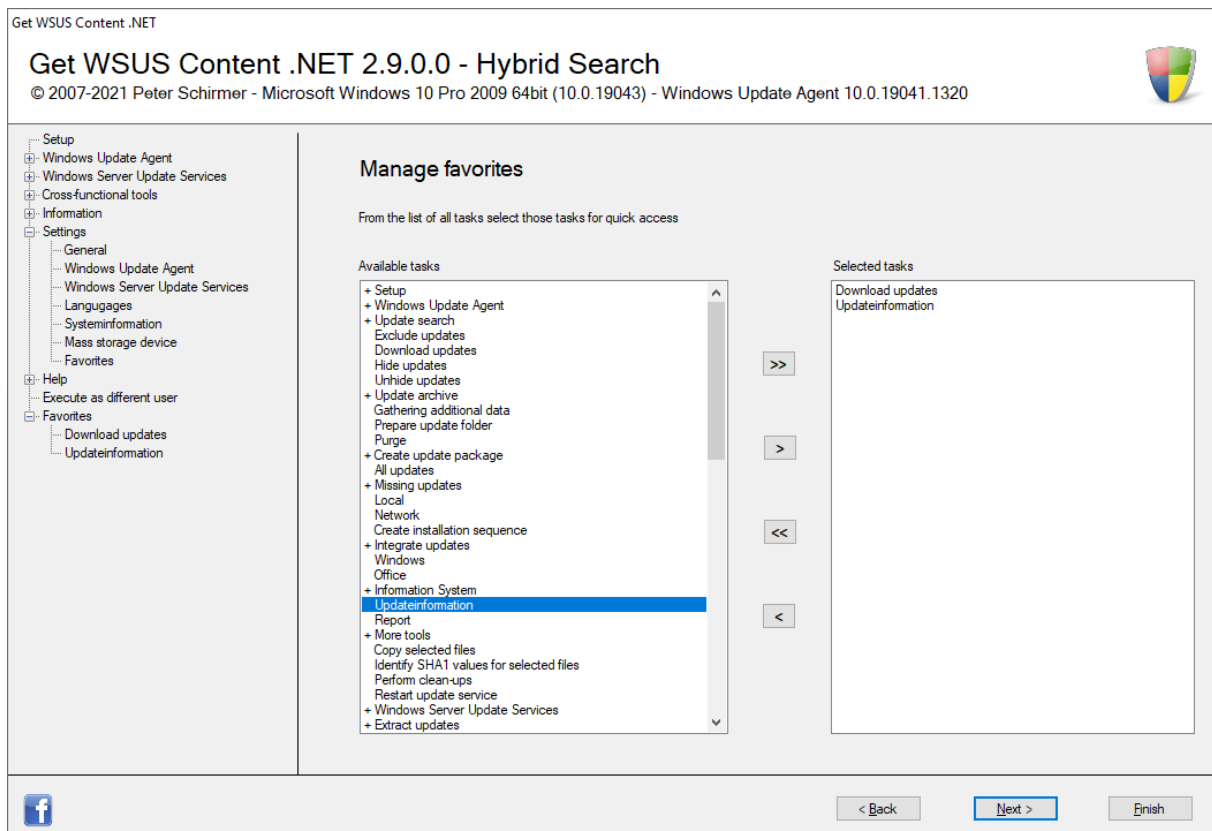
 **Information** ✕

You have select drive G:. This equals disk number 5.

The data on this drive will be deleted. Do you want to continue?

Note

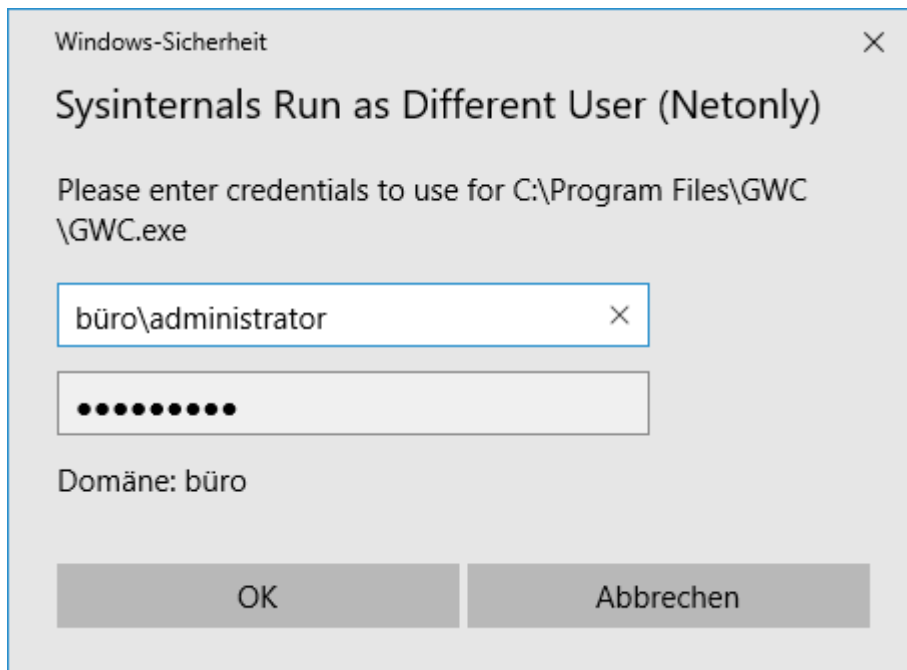
3.4 Favorites



Create favourites

3.5 Help

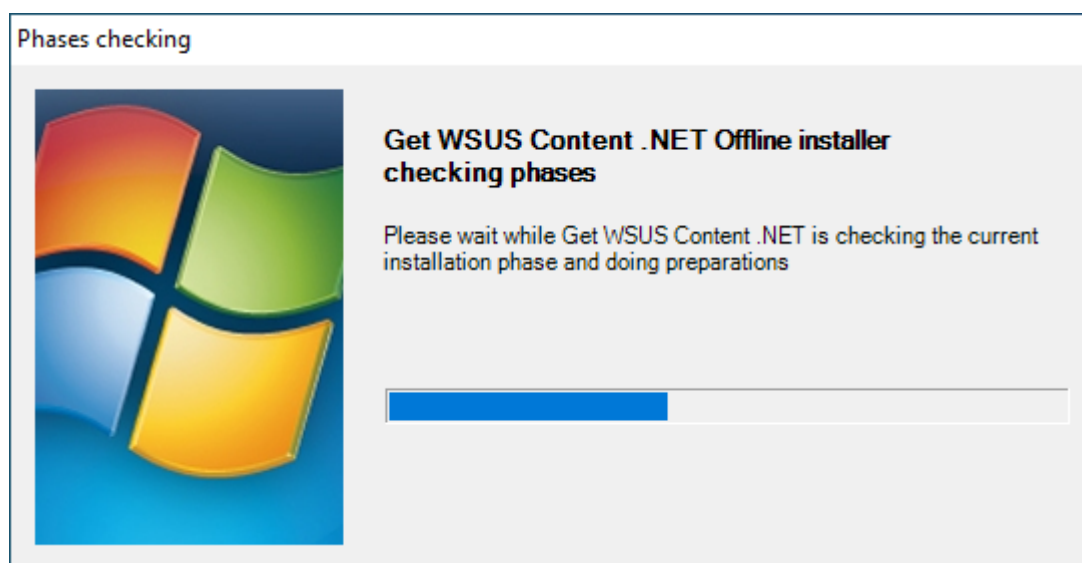
3.6 Execute as different user



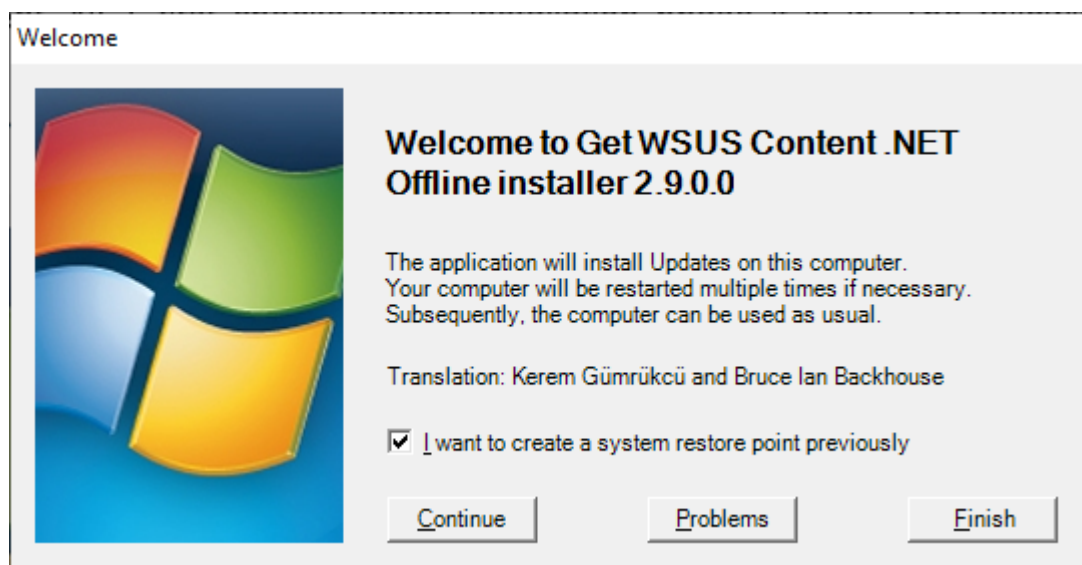
Computer name "Office", user "Administrator" and the password

4. Installing the updates without an internet connection

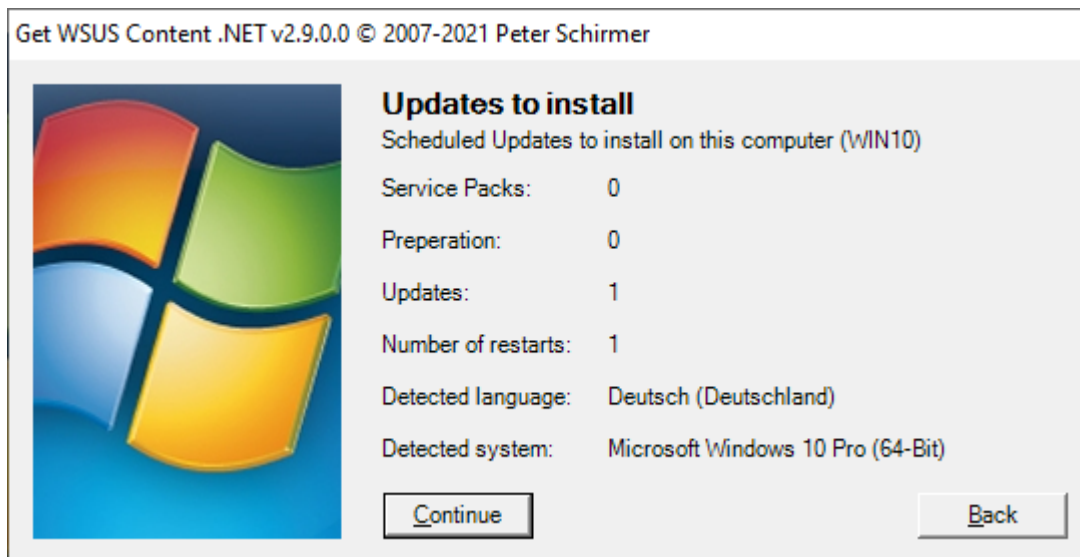
4.1 Interactive mode



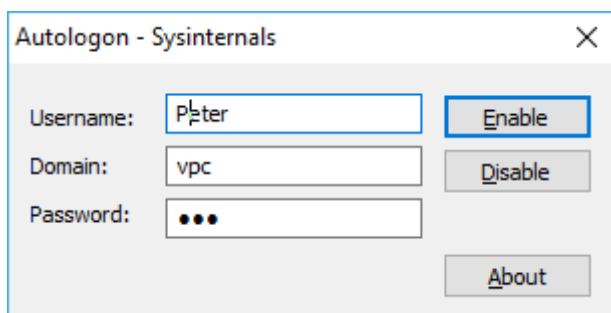
Testing the phases



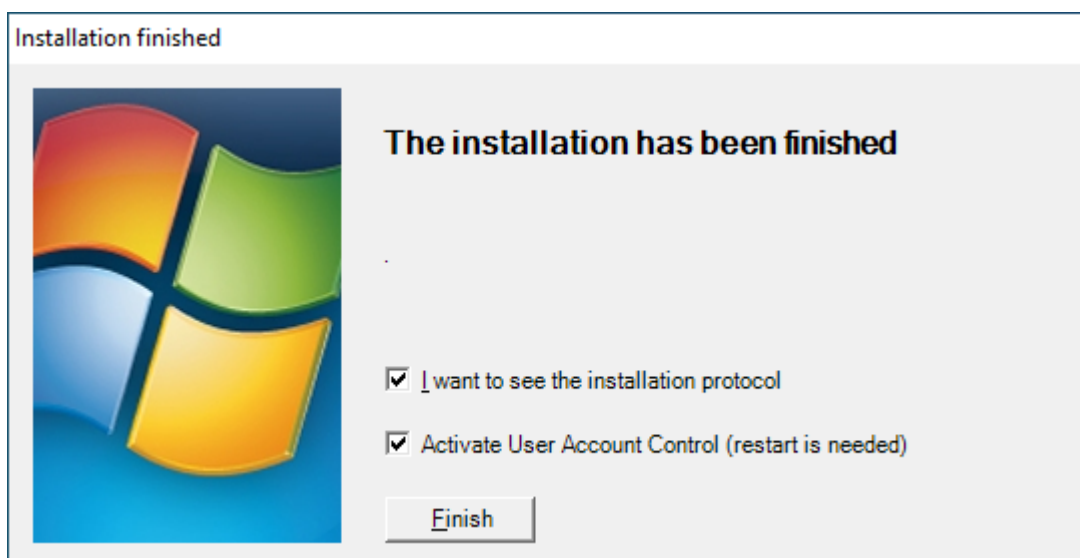
Welcome screen



Overview



Automatic restart



Overview

4.2 Passive installation

The passive installation is intended for network installations - no intervention is necessary and the restore point is always created. In the process, the directory C:\Updates\Network is released as "GWC" on the computer on which Get WSUS Content .NET is run.

For this share, you must set up a user who can access it. At the same time, this user must have NTFS-level access to the files in the directory.

If the requirements are met, the necessary data is transferred to the target computer during the network installation and the installation starts.

If you have decided not to store a password for automatic logon, as this is transmitted in plain text, you must set up automatic logon before installation or log the user on to the system independently.

5. Glossary

Term	Explanation
Windows Update Agent	Technology from Microsoft that searches for updates exclusively for Windows systems
Microsoft Update	Technology from Microsoft that is used to search for updates for other products in addition to updates for Windows systems, e.g. Microsoft Office.
WSUS	Windows Server Update Services. Technology from Microsoft that distributes updates in the network. Requires Windows Server 2003 or higher.
WIM	Windows Imaging File. Hard disk image which is used from Windows Vista onwards during setup.
ESD	Electronic Software Delivery. More compressed hard disk image than WIM.

6. Download addresses

6.1 Basic components for Windows XP

- Windows Installer 4.5
<http://www.microsoft.com/downloads/details.aspx?FamilyID=5a58b56f-60b6-4412-95b9-54d056d6f9f4&display-Lang=de#top>
- Microsoft .NET Framework 4
http://download.microsoft.com/download/9/5/A/95A9616B-7A37-4AF6-BC36-D6EA96C8DAAE/dot-NetFx40_Full_x86_x64.exe
- Windows Update Agent 3
<http://download.windowsupdate.com/WindowsUpdate/redist/standalone/7.2.6001.784/WindowsUpdateAgent30-x86.exe>

6.2 Windows Update Agent Search for Windows 7

6.2.1 32bit system

- windows6.1-kb3078601-x86_4f9dbab91f23d4f39f6594026a740c0ea8507a7b.msu
http://download.windowsupdate.com/d/msdownload/update/software/secu/2015/08/windows6.1-kb3078601-x86_4f9dbab91f23d4f39f6594026a740c0ea8507a7b.msu
- windows6.1-kb3125574-v4-x86_ba1ff5537312561795cc04db0b02fbb0a74b2cbd.msu
<http://catalog.update.microsoft.com/v7/site/search.aspx?q=kb3125574>
- windows6.1-kb3020369-x86_82e168117c23f7c479a97ee96c82af788d07452e.msu
http://download.windowsupdate.com/d/msdownload/update/software/updt/2015/04/windows6.1-kb3020369-x86_82e168117c23f7c479a97ee96c82af788d07452e.msu
- windows6.1-kb3172605-x86_ae03ccbd299e434ea2239f1ad86f164e5f4deeda.msu
http://download.windowsupdate.com/d/msdownload/update/software/updt/2016/09/windows6.1-kb3172605-x86_ae03ccbd299e434ea2239f1ad86f164e5f4deeda.msu
- windows6.1-kb3205394-x86_e477192f301b1fbafc98deb94af80c6e94231e54.msu
http://download.windowsupdate.com/d/msdownload/update/software/secu/2016/12/windows6.1-kb3205394-x86_e477192f301b1fbafc98deb94af80c6e94231e54.msu

6.2.2 64bit system

- windows6.1-kb3078601-x64_df86415b7464c74c360cc7d2f2d9a3e49509bcf1.msu
http://download.windowsupdate.com/d/msdownload/update/software/secu/2015/08/windows6.1-kb3078601-x64_df86415b7464c74c360cc7d2f2d9a3e49509bcf1.msu
- windows6.1-kb3125574-v4-x64_2dafb1d203c8964239af3048b5dd4b1264cd93b9.msu
<http://catalog.update.microsoft.com/v7/site/search.aspx?q=kb3125574>
- windows6.1-kb3020369-x64_5393066469758e619f21731fc31ff2d109595445.msu
http://download.windowsupdate.com/d/msdownload/update/software/updt/2015/04/windows6.1-kb3020369-x64_5393066469758e619f21731fc31ff2d109595445.msu
- windows6.1-kb3172605-x64_2bb9bc55f347eee34b1454b50c436eb6fd9301fc.msu
http://download.windowsupdate.com/d/msdownload/update/software/updt/2016/09/windows6.1-kb3172605-x64_2bb9bc55f347eee34b1454b50c436eb6fd9301fc.msu
- windows6.1-kb3205394-x64_71d0c657d24bc852f074996c32987fb936c07774.msu
http://download.windowsupdate.com/c/msdownload/update/software/secu/2016/12/windows6.1-kb3205394-x64_71d0c657d24bc852f074996c32987fb936c07774.msu

6.3 More tools

- Device Remover
<http://www.pro-it-education.de/software/deviceremover/>
- RUNASSPC
<http://www.robotronic.de/runasspc.html>